



Cook County
 Department of Planning & Policy
 69 W Washington
 Chicago, IL 60602

22384

Date: 10/06/2017

To: Cook County, Purchasing
 118 N. Clark Rm. 1018
 Chicago, Illinois 60602

From: Cook County Department of Capital Planning & Policy
 69 W Washington, Floor 30
 Chicago, IL 60602

Work Order Number: 042948.02

Location: 2660 S. California
 DOC Complex Chicago, IL 60608

Contract #: 1555-14475-GC1

Contractor: F.H. Paschen, S.N. Nielsen & Associates LLC

Work Order Title: DOC Mechanical Systems Capital Renewals and Renov/Repl-Div 17 Mechanical Systems Restoration

Notice of Proposal Acceptance (NOPA)	
If Revised: <input type="checkbox"/>	Date:

Your Work Order Proposal has been accepted for the above Work as follows:

Work Order Amount:	<u>\$532,044.87</u>
Licensing Fee for The Gordian Group (4.75% of Construction)	<u>\$26,272.12</u>
Total Amount:	<u>\$557,316.79</u>
MWBE Participation:	<u>\$297,867.00</u>
Funding Source(s)	_____
Liquidated Damages:	<u>Liquidated Damages will not apply</u>

A notice to proceed will be issued which will establish the Work Order Start date and the completion date.

The CCOCPP JOC Coordinator

Requested By:

Sheila V. Atkins 9/29/17
 Sheila Atkins, Project Director
 Cook County Department of
 Planning and Policy
 Date

Eric Davis 10/13/17
 Eric Davis, Deputy Director
 Cook County Department of
 Planning and Policy
 Date

Seamus M. O'Connell 10/12/17
 Financial Analyst
 Date

N/A
 Ann Kalayil, Bureau Chief
 (Signature required for Projects Over \$1 million)
 Date

Earl Manning 10/12/17
 Earl Manning, Director
 Cook County Department of
 Capital Planning & Policy
 Date

Approved By:
Shannon E. Andrews 3 November 2017
 Shannon E. Andrews, CPO
 Office of Chief Procurement Officer
 Date



Cook County
 Department of Planning & Policy
 69 W Washington
 Chicago, IL 60602

22384


**Job Order Contract (JOC)
 Purchase Order Package Checklist**

Job Order Number: 042948.02
Job Order Name: DOC Mechanical Systems Capital Renewals and Renov/Repl-Div 17 Mechanical Systems Restoration
Job Order Location: 2650 S. California, Chicago, IL 60608
Approved Proposal: \$532,044.67
Contractor: F.H. Paschen, S.N. Nielsen & Associates LLC
Construction Duration: 6 Months

- Notice of Proposal Acceptance (NOPA)
- Cook County Board Approve Documentation If Applicable
- County Justification/Estimate (Provided by PM)
- Contractor Evaluation - Project Development
- Contractor's Job Order Proposal Package (See Below)
 - Detailed Scope of Work with Project Duration (Signed by Contractor)
 - Drawings (If applicable)
 - Project Picture(s) Documenting Existing Conditions
 - Detailed Construction Schedule (If Applicable)
 - Approved Price Proposal Summary & Detail (Signed by Contractor)
 - M/WBE Subcontractor Estimate, Disclosure of Retained Parties (Signed by Contractor)
 - Utilization Plan (Signed by Contractor)
 - For Each M/W/D/SBE Subcontractor: Letter of Intent (Signed by Subcontractor)/ Current Certification Letter
 - Identification of Sub-contractor/Sub-Consultant Form (ISF Form)
 - COUPE Signatory Form & Backup
 - Non Pre-Priced/Reimbursable Back Up (If Applicable)
 - Special Insurance (If Applicable)

Is Project Within Bond Capacity - Y/N

Reviewed by Gordian AM/SAM: *[Signature]* *[Signature]* 10-4-2017



DEPARTMENT OF CAPITAL PLANNING & POLICY

EARL MANNING

DIRECTOR

69 W. WASHINGTON, SUITE 3000 • CHICAGO, ILLINOIS 60602 • (312) 603-0312

September 29, 2017

TONI PRECKWINKLE

PRESIDENT

**Cook County Board
of Commissioners**

RICHARD R. BOYKIN
1st District

DENNIS DEER
2nd District

JERRY BUTLER
3rd District

STANLEY MOORE
4th District

DEBORAH SIMS
5th District

EDWARD M. MOODY
6th District

JESUS G. GARCIA
7th District

LUIS ARROYO, JR.
8th District

PETER N. SILVESTRI
9th District

BRIDGET GAINER
10th District

JOHN P. DALEY
11th District

JOHN A. FRITCHEY
12th District

LARRY SUFFREDIN
13th District

GREGG GOSLIN
14th District

TIMOTHY O. SCHNEIDER
15th District

JEFFREY R. TOBOLSKI
16th District

SEAN M. MORRISON
17th District

TO: Shannon E. Andrews, CPO
Office of the Chief Procurement Office

FROM: Sheila V. Atkins, Project Director *SA*
Department of Capital Planning & Policy

**RE: JOC Budget Justification
Division 17 - DOC Mechanical Systems Capital Renewals and
Renovation/Replacement
Contract Number 1555-14475 - Work Order 042948.02**

This memorandum serves as justification for the approval of JOC construction services for the above project in the amount of **\$532,044.67**; additional scope is required to return the property at DOC Division 17 to a safe and functional state.

After multiples revisions, we find the pricing to be fair and reasonable.

The cost approval has been reviewed by the Gordian Group, the Department of Capital Planning & Policy and the consulting team of STV/Heery, Program Managers:

The DOC Division 17 building was demolished and Substantial Completion achieved 7/17/17. Consequently, the basement known at the "pedestrian tunnels" were left intact as they serve as an enclosed method for transporting detainees, food, medicines etc. Due to the structures removal, the heating and cooling equipment previously used for such a large building will be removed and a smaller HVAC system installed specific to the tunnels.

We respectfully request approval and processing of this request. Should you have additional questions please contact me at (312) 603-0336



Cook County
 Department of Planning & Policy
 69 W Washington
 Chicago, IL 60602

Job Order Number: 042948.02

Contractor: F.H. Paschen, S.N. Nielsen & Associates
 LLC

Job Order Name: DOC Mechanical Systems Capital
 Renewals and Renov/Repl-Div 17
 Mechanical Systems Restoration

Construction Start Date: 11/01/2017

Construction Amount: \$532,044.67

Construction Completion Date: 05/01/2018

Contractor Evaluation - Project Development

S/No	Description	Poor	Average	Excellent	N/A
1	Rate the Contractor's availability to visit the Project Site with the Owner	<input type="checkbox"/>	<input type="checkbox"/>	<input checked="" type="checkbox"/>	<input type="checkbox"/>
2	Yes or No, did the Contractor submit the first Price Proposal on time?	<i>YES</i>		<input type="checkbox"/>	<input type="checkbox"/>
3	Rate the quality of the first Price Proposal	<input type="checkbox"/>	<input type="checkbox"/>	<input checked="" type="checkbox"/>	<input type="checkbox"/>
4	Rate the quality/timeliness of subsequent Price Proposals	<input type="checkbox"/>	<input type="checkbox"/>	<input checked="" type="checkbox"/>	<input type="checkbox"/>
5	Enter the number of Price Proposals submitted for this Project	<i>3</i>		<input type="checkbox"/>	<input type="checkbox"/>
6	Rate the quality/timeliness of the Contractors Final Package	<input type="checkbox"/>	<input type="checkbox"/>	<input checked="" type="checkbox"/>	<input type="checkbox"/>
7	Rate the Contractor's overall performance during the Project Development phase	<input type="checkbox"/>	<input type="checkbox"/>	<input checked="" type="checkbox"/>	<input type="checkbox"/>

Poor=1, Average=2 to 4, 5 = Excellent.

Comments: _____

Project Director:



Cook County
 Department of Planning & Policy
 69 W Washington
 Chicago, IL 60602

Job Order Contract

Cook County Department of Capital Planning & Policy

Contractor: F.H. Paschen, S.N. Nielsen & Associates LLC

Work Order Number: 042948.02

Date: 05 September 2017

Work Order Title: DOC Mechanical Systems Capital Renewals and Renov/Repl-Div 17 Mechanical Systems Restoration

Detailed Scope of Work			
Project Scope Status:	<input type="checkbox"/> Preliminary	<input type="checkbox"/> Revised	<input checked="" type="checkbox"/> Final
07/25/2017			

Following is the scope of work for the above Project Number. All requirements necessary to accomplish the work tasks set forth below shall be considered part of this scope of work.

Scope of Work -- Includes work associated with electrical, exterior cameras, mechanical and plumbing work. Please refer to attached drawings for full details. Scope of Work -- Division XVII Mechanical • Cut and make safe all piping to all air handling units, absorption chiller, pumps, condensate receiver, air compressors, and steam and hot water converter scheduled to be removed. • Provide demolition, removal, and modification of existing mechanical equipment scheduled to be removed. • Provide selective demolition of existing equipment in the basement as required to isolate existing equipment from campus wide utility services. • Provide new condensate heat recovery system equipped with duplex pumps, motors, control panel, flash tank, and accessories as required per drawings. • Provide steam and condensate piping to condensate receiver and flash tank as required per drawings. • Provide high pressure steam end of main drip to condensate receiver as required per drawings. • Provide new air handling unit as required per drawings including all associated duct and piping. • Provide chilled water piping to new air handling unit as required per drawings. • Provide all controls required to furnish a fully functioning HVAC system. • Provide insulation for new piping and ductwork as required per the drawings. Scope of Work -- Division XVII Electrical • Provide demolition, removal, and modification of existing electrical equipment scheduled to be removed. • Provide new electrical including new distribution panels, transformer, switchboard, receptacles, conduit, and wiring as required per the drawings. • Provide installation of detention grade 1x4 light fixtures, occupancy sensors, detention grade exit fixtures. Detention grade 1x4 fixtures to be provided by Department of Corrections. • Provide installation of fire alarm panels and associated devices. • Provide all feeds and connections to mechanical and plumbing equipment as required per drawings. • Provide conduit and cabling for new cameras located at stairwells and egress structure as required per drawings. Cameras to be provided by Department of Corrections. Scope of Work -- Division XVII Electrical -- Exterior Cameras • Division 5: Provide new conduit, conduit supports, electrical wiring, circuits, low voltage cabling, and patch cords for one (1) owner furnished camera installed at the southwest corner of the building. Existing low voltage closet, Division 5 IDF5-2A, located on the 2nd floor, to be utilized for new camera infrastructure. • Division 2 Dorm 1: Provide new conduit, conduit supports, electrical wiring, circuits, low voltage cabling, and patch cords for three (3) owner furnished camera installed at the east side of the building. Existing low voltage closet, Division 2 Dorm 1 MDF, located on the 1st floor, to be utilized for new camera infrastructure. • Cermak Hospital: Provide new conduit, conduit supports, electrical wiring, circuits, low voltage cabling, and patch cords for one (1) owner furnished camera installed at the south side of the building. Existing low voltage closet, Cermak Hospital MDF, located in the basement, to be utilized for new camera infrastructure. • Southeast of Division 3 Near Officer Tower: Provide new conduit, conduit supports, camera mounting brackets, electrical wiring, circuits, low voltage cabling, and patch cords for three (3) proposed cameras at existing I-beam fence posts located southeast of Division 3 near existing Officer Tower. Two (2) cameras to be installed north of the existing Officer Tower and one (1) camera to be installed south of the existing Officer Tower. Scope of Work -- Division XVII Plumbing • Provide demolition, removal, and modification of existing plumbing equipment scheduled to be removed. • Provide roof drains and new downspout / drainage piping with cleanouts. New piping to be connected to existing roof drain piping and extended as required. • Provide new pipe insulation on new downspout / drainage piping as required. • Replace ejector pumps as required per the drawings. Connection to existing drainage to be provided. • Provide perforated drain tile pipe, transition fittings, filter fabric drain sleeve and cleanouts at concrete tunnel connection as required per drawings. • Provide extension of vent piping through roof as required per drawings. • Provide pipe labels on new piping as required.

Brief Scope of Work:

Detailed Scope of work Report Continues

Work Order Number: 042948.02
Work Order Title: DOC Mechanical Systems Capital Renewals and Renov/Repl-Div 17 Mechanical Systems Restoration

Specific Submittals Required:

Sketches and Drawings:

Material Submittals:

Scheduling Requirements:

Price Proposal Due Date: 08/29/2017
Estimated Construction Start: 11/01/17
Estimated Construction Completion: 05/01/18

Special Conditions: Liquidated Damages will not apply

Special Instructions:

Comments:

Estimated Project Duration: 6 Months



Sheila Atkins, Project Director

9/29/17
Date:



F.H. Paschen, S.N. Nielsen & Associates LLC

9/26/17
Date:

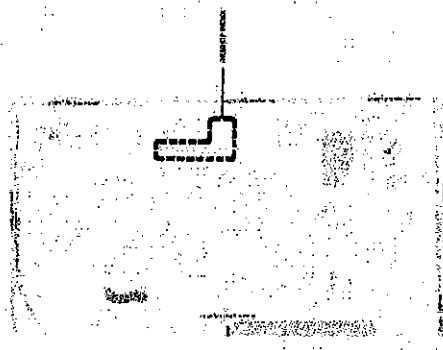
* To be signed by Contractor if Final Scope of Work



2700 S. CALIFORNIA AVENUE CHICAGO, ILLINOIS 60608
 COOK COUNTY DEPARTMENT OF CORRECTIONS
 DEMOLITION OF DIVISIONS III & XVII

COOK COUNTY DEPARTMENT OF CORRECTIONS DEMOLITION OF DIVISIONS III & XVII

2700 S. CALIFORNIA AVENUE CHICAGO, ILLINOIS 60608



① VICINITY MAP
 1" = 50'-0"

Sheet List Table

NO.	DESCRIPTION	SHEET TITLE
0000	COVER SHEET	COVER SHEET
0001	GENERAL	GENERAL
0002	GENERAL	GENERAL
0003	GENERAL	GENERAL
0004	GENERAL	GENERAL
0005	GENERAL	GENERAL
0006	GENERAL	GENERAL
0007	GENERAL	GENERAL
0008	GENERAL	GENERAL
0009	GENERAL	GENERAL
0010	GENERAL	GENERAL
0011	GENERAL	GENERAL
0012	GENERAL	GENERAL
0013	GENERAL	GENERAL
0014	GENERAL	GENERAL
0015	GENERAL	GENERAL
0016	GENERAL	GENERAL
0017	GENERAL	GENERAL
0018	GENERAL	GENERAL
0019	GENERAL	GENERAL
0020	GENERAL	GENERAL
0021	GENERAL	GENERAL
0022	GENERAL	GENERAL
0023	GENERAL	GENERAL
0024	GENERAL	GENERAL
0025	GENERAL	GENERAL
0026	GENERAL	GENERAL
0027	GENERAL	GENERAL
0028	GENERAL	GENERAL
0029	GENERAL	GENERAL
0030	GENERAL	GENERAL
0031	GENERAL	GENERAL
0032	GENERAL	GENERAL
0033	GENERAL	GENERAL
0034	GENERAL	GENERAL
0035	GENERAL	GENERAL
0036	GENERAL	GENERAL
0037	GENERAL	GENERAL
0038	GENERAL	GENERAL
0039	GENERAL	GENERAL
0040	GENERAL	GENERAL
0041	GENERAL	GENERAL
0042	GENERAL	GENERAL
0043	GENERAL	GENERAL
0044	GENERAL	GENERAL
0045	GENERAL	GENERAL
0046	GENERAL	GENERAL
0047	GENERAL	GENERAL
0048	GENERAL	GENERAL
0049	GENERAL	GENERAL
0050	GENERAL	GENERAL
0051	GENERAL	GENERAL
0052	GENERAL	GENERAL
0053	GENERAL	GENERAL
0054	GENERAL	GENERAL
0055	GENERAL	GENERAL
0056	GENERAL	GENERAL
0057	GENERAL	GENERAL
0058	GENERAL	GENERAL
0059	GENERAL	GENERAL
0060	GENERAL	GENERAL
0061	GENERAL	GENERAL
0062	GENERAL	GENERAL
0063	GENERAL	GENERAL
0064	GENERAL	GENERAL
0065	GENERAL	GENERAL
0066	GENERAL	GENERAL
0067	GENERAL	GENERAL
0068	GENERAL	GENERAL
0069	GENERAL	GENERAL
0070	GENERAL	GENERAL
0071	GENERAL	GENERAL
0072	GENERAL	GENERAL
0073	GENERAL	GENERAL
0074	GENERAL	GENERAL
0075	GENERAL	GENERAL
0076	GENERAL	GENERAL
0077	GENERAL	GENERAL
0078	GENERAL	GENERAL
0079	GENERAL	GENERAL
0080	GENERAL	GENERAL
0081	GENERAL	GENERAL
0082	GENERAL	GENERAL
0083	GENERAL	GENERAL
0084	GENERAL	GENERAL
0085	GENERAL	GENERAL
0086	GENERAL	GENERAL
0087	GENERAL	GENERAL
0088	GENERAL	GENERAL
0089	GENERAL	GENERAL
0090	GENERAL	GENERAL
0091	GENERAL	GENERAL
0092	GENERAL	GENERAL
0093	GENERAL	GENERAL
0094	GENERAL	GENERAL
0095	GENERAL	GENERAL
0096	GENERAL	GENERAL
0097	GENERAL	GENERAL
0098	GENERAL	GENERAL
0099	GENERAL	GENERAL
0100	GENERAL	GENERAL

G-000

COVER SHEET

THIS DRAWING IS THE PROPERTY OF THE ARCHITECT AND ENGINEER. IT IS TO BE USED ONLY FOR THE PROJECT AND SITE SPECIFICALLY IDENTIFIED HEREON. ANY REUSE OR MODIFICATION OF THIS DRAWING WITHOUT THE WRITTEN CONSENT OF THE ARCHITECT AND ENGINEER IS STRICTLY PROHIBITED. THE ARCHITECT AND ENGINEER SHALL BE RESPONSIBLE FOR THE ACCURACY OF THE INFORMATION PROVIDED HEREON. THE ARCHITECT AND ENGINEER SHALL NOT BE RESPONSIBLE FOR THE ACCURACY OF ANY INFORMATION NOT PROVIDED HEREON.




2700 S. CALIFORNIA AVENUE CHICAGO, ILLINOIS 60608

COOK COUNTY DEPARTMENT OF CORRECTIONS
DEMOLITION OF DIVISIONS III & XVII

NO. 1	GENERAL CONTRACTOR	
NO. 2	GENERAL CONTRACTOR	
NO. 3	GENERAL CONTRACTOR	
NO. 4	GENERAL CONTRACTOR	
NO. 5	GENERAL CONTRACTOR	
NO. 6	GENERAL CONTRACTOR	
NO. 7	GENERAL CONTRACTOR	
NO. 8	GENERAL CONTRACTOR	
NO. 9	GENERAL CONTRACTOR	
NO. 10	GENERAL CONTRACTOR	
NO. 11	GENERAL CONTRACTOR	
NO. 12	GENERAL CONTRACTOR	
NO. 13	GENERAL CONTRACTOR	
NO. 14	GENERAL CONTRACTOR	
NO. 15	GENERAL CONTRACTOR	
NO. 16	GENERAL CONTRACTOR	
NO. 17	GENERAL CONTRACTOR	
NO. 18	GENERAL CONTRACTOR	
NO. 19	GENERAL CONTRACTOR	
NO. 20	GENERAL CONTRACTOR	


SITE PLAN

G-001



RELOCATE EXISTING CHICKEN COOP TO
BOOT CAMP FACILITY 2801 S. ROCKWELL

① SITE PLAN
SCALE: 1/8" = 1'-0"



② 2801 S. ROCKWELL
SCALE: 1/8" = 1'-0"

NOT TO SCALE. THIS PLAN IS FOR INFORMATION ONLY AND DOES NOT REPRESENT A CONTRACT. THE CONTRACTOR SHALL BE RESPONSIBLE FOR VERIFYING ALL DIMENSIONS AND CONDITIONS OF THE SITE PRIOR TO CONSTRUCTION. THE CONTRACTOR SHALL BE RESPONSIBLE FOR OBTAINING ALL NECESSARY PERMITS AND APPROVALS FROM THE APPROPRIATE AGENCIES. THE CONTRACTOR SHALL BE RESPONSIBLE FOR PROTECTING ALL UTILITIES AND STRUCTURES TO REMAIN. THE CONTRACTOR SHALL BE RESPONSIBLE FOR MAINTAINING ACCESS TO ALL ADJACENT PROPERTIES. THE CONTRACTOR SHALL BE RESPONSIBLE FOR RESTORING THE SITE TO ORIGINAL OR BETTER CONDITION AFTER COMPLETION OF THE PROJECT. THE CONTRACTOR SHALL BE RESPONSIBLE FOR OBTAINING ALL NECESSARY PERMITS AND APPROVALS FROM THE APPROPRIATE AGENCIES. THE CONTRACTOR SHALL BE RESPONSIBLE FOR PROTECTING ALL UTILITIES AND STRUCTURES TO REMAIN. THE CONTRACTOR SHALL BE RESPONSIBLE FOR MAINTAINING ACCESS TO ALL ADJACENT PROPERTIES. THE CONTRACTOR SHALL BE RESPONSIBLE FOR RESTORING THE SITE TO ORIGINAL OR BETTER CONDITION AFTER COMPLETION OF THE PROJECT.



COOK COUNTY DEPARTMENT OF CORRECTIONS
2700 S. CALIFORNIA AVENUE CHICAGO, ILLINOIS 60608

PROJECT NO.	
DATE	
ISSUE NO.	
ISSUE DATE	
REVISION NO.	
REVISION DATE	
DESIGNED BY	
CHECKED BY	
APPROVED BY	
DATE	
GENERAL DEMOLITION NOTES	
G-002	

GENERAL NOTES

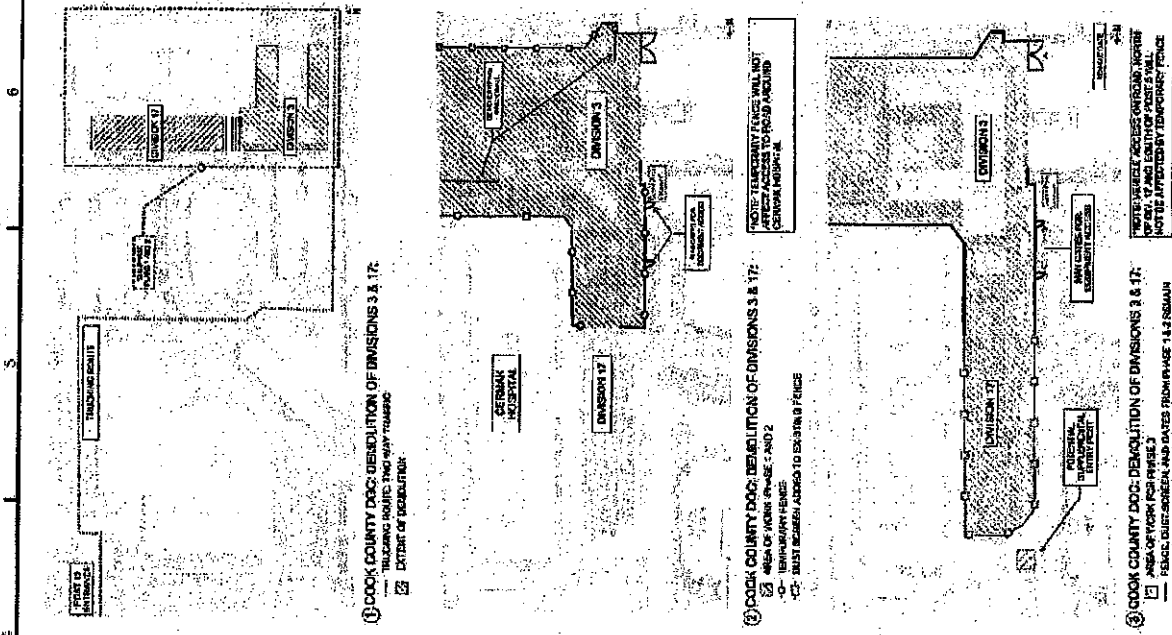
1. ALL WORK SHALL BE IN ACCORDANCE WITH THE LATEST EDITIONS OF THE INTERNATIONAL BUILDING CODES AND ALL APPLICABLE LOCAL ORDINANCES AND REGULATIONS. THE CONTRACTOR SHALL BE RESPONSIBLE FOR OBTAINING ALL NECESSARY PERMITS AND APPROVALS FROM THE APPLICABLE AGENCIES.
2. THE CONTRACTOR SHALL BE RESPONSIBLE FOR OBTAINING ALL NECESSARY PERMITS AND APPROVALS FROM THE APPLICABLE AGENCIES. THE CONTRACTOR SHALL BE RESPONSIBLE FOR OBTAINING ALL NECESSARY PERMITS AND APPROVALS FROM THE APPLICABLE AGENCIES.
3. THE CONTRACTOR SHALL BE RESPONSIBLE FOR OBTAINING ALL NECESSARY PERMITS AND APPROVALS FROM THE APPLICABLE AGENCIES. THE CONTRACTOR SHALL BE RESPONSIBLE FOR OBTAINING ALL NECESSARY PERMITS AND APPROVALS FROM THE APPLICABLE AGENCIES.
4. THE CONTRACTOR SHALL BE RESPONSIBLE FOR OBTAINING ALL NECESSARY PERMITS AND APPROVALS FROM THE APPLICABLE AGENCIES. THE CONTRACTOR SHALL BE RESPONSIBLE FOR OBTAINING ALL NECESSARY PERMITS AND APPROVALS FROM THE APPLICABLE AGENCIES.
5. THE CONTRACTOR SHALL BE RESPONSIBLE FOR OBTAINING ALL NECESSARY PERMITS AND APPROVALS FROM THE APPLICABLE AGENCIES. THE CONTRACTOR SHALL BE RESPONSIBLE FOR OBTAINING ALL NECESSARY PERMITS AND APPROVALS FROM THE APPLICABLE AGENCIES.
6. THE CONTRACTOR SHALL BE RESPONSIBLE FOR OBTAINING ALL NECESSARY PERMITS AND APPROVALS FROM THE APPLICABLE AGENCIES. THE CONTRACTOR SHALL BE RESPONSIBLE FOR OBTAINING ALL NECESSARY PERMITS AND APPROVALS FROM THE APPLICABLE AGENCIES.
7. THE CONTRACTOR SHALL BE RESPONSIBLE FOR OBTAINING ALL NECESSARY PERMITS AND APPROVALS FROM THE APPLICABLE AGENCIES. THE CONTRACTOR SHALL BE RESPONSIBLE FOR OBTAINING ALL NECESSARY PERMITS AND APPROVALS FROM THE APPLICABLE AGENCIES.
8. THE CONTRACTOR SHALL BE RESPONSIBLE FOR OBTAINING ALL NECESSARY PERMITS AND APPROVALS FROM THE APPLICABLE AGENCIES. THE CONTRACTOR SHALL BE RESPONSIBLE FOR OBTAINING ALL NECESSARY PERMITS AND APPROVALS FROM THE APPLICABLE AGENCIES.
9. THE CONTRACTOR SHALL BE RESPONSIBLE FOR OBTAINING ALL NECESSARY PERMITS AND APPROVALS FROM THE APPLICABLE AGENCIES. THE CONTRACTOR SHALL BE RESPONSIBLE FOR OBTAINING ALL NECESSARY PERMITS AND APPROVALS FROM THE APPLICABLE AGENCIES.
10. THE CONTRACTOR SHALL BE RESPONSIBLE FOR OBTAINING ALL NECESSARY PERMITS AND APPROVALS FROM THE APPLICABLE AGENCIES. THE CONTRACTOR SHALL BE RESPONSIBLE FOR OBTAINING ALL NECESSARY PERMITS AND APPROVALS FROM THE APPLICABLE AGENCIES.



COOK COUNTY DEPARTMENT OF CORRECTIONS
2700 S. CALIFORNIA AVENUE CHICAGO, ILLINOIS 60608

LOGISTICS PLAN


LP-100



NO.	DESCRIPTION	DATE	BY	APP. BY
1	ISSUED			
2	REVISION			
3	REVISION			
4	REVISION			
5	REVISION			
6	REVISION			
7	REVISION			
8	REVISION			
9	REVISION			
10	REVISION			
11	REVISION			
12	REVISION			
13	REVISION			
14	REVISION			
15	REVISION			
16	REVISION			
17	REVISION			
18	REVISION			
19	REVISION			
20	REVISION			

THIS PLAN WAS PREPARED BY THE ARCHITECT/ENGINEER FOR THE PROJECT AND IS SUBJECT TO THE APPROVAL OF THE BOARD OF SUPERVISORS OF THE DEPARTMENT OF CORRECTIONS AND THE BOARD OF TRUSTEES OF THE COOK COUNTY DEPARTMENT OF CORRECTIONS.

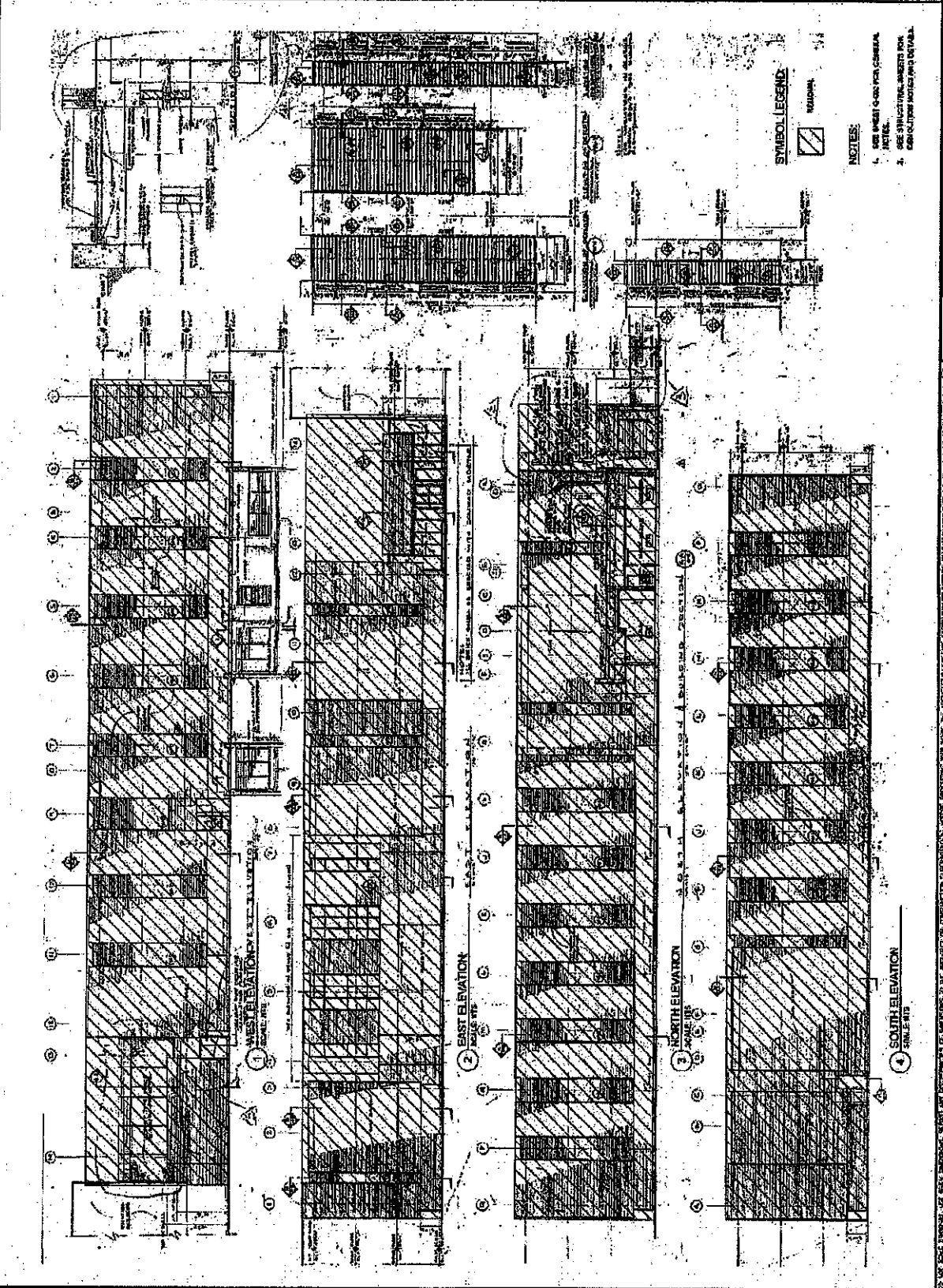
COOK COUNTY DEPARTMENT OF CORRECTIONS
 2700 S. CALIFORNIA AVENUE CHICAGO, ILLINOIS 60608
 DEMOLITION OF DIVISIONS III & XVII




COOK COUNTY DEPARTMENT OF CORRECTIONS
 DEMOLITION OF DIVISIONS III & XVII
 2700 S. CALIFORNIA AVENUE CHICAGO, ILLINOIS 60608

NO.	DATE	DESCRIPTION
1	11/11/77	ISSUED FOR PERMITS
2	12/13/77	ISSUED FOR PERMITS
3	1/11/78	ISSUED FOR PERMITS
4	2/15/78	ISSUED FOR PERMITS
5	3/15/78	ISSUED FOR PERMITS
6	4/15/78	ISSUED FOR PERMITS
7	5/15/78	ISSUED FOR PERMITS
8	6/15/78	ISSUED FOR PERMITS
9	7/15/78	ISSUED FOR PERMITS
10	8/15/78	ISSUED FOR PERMITS

DIVISION 3
 ELEVATIONS
 AD-101

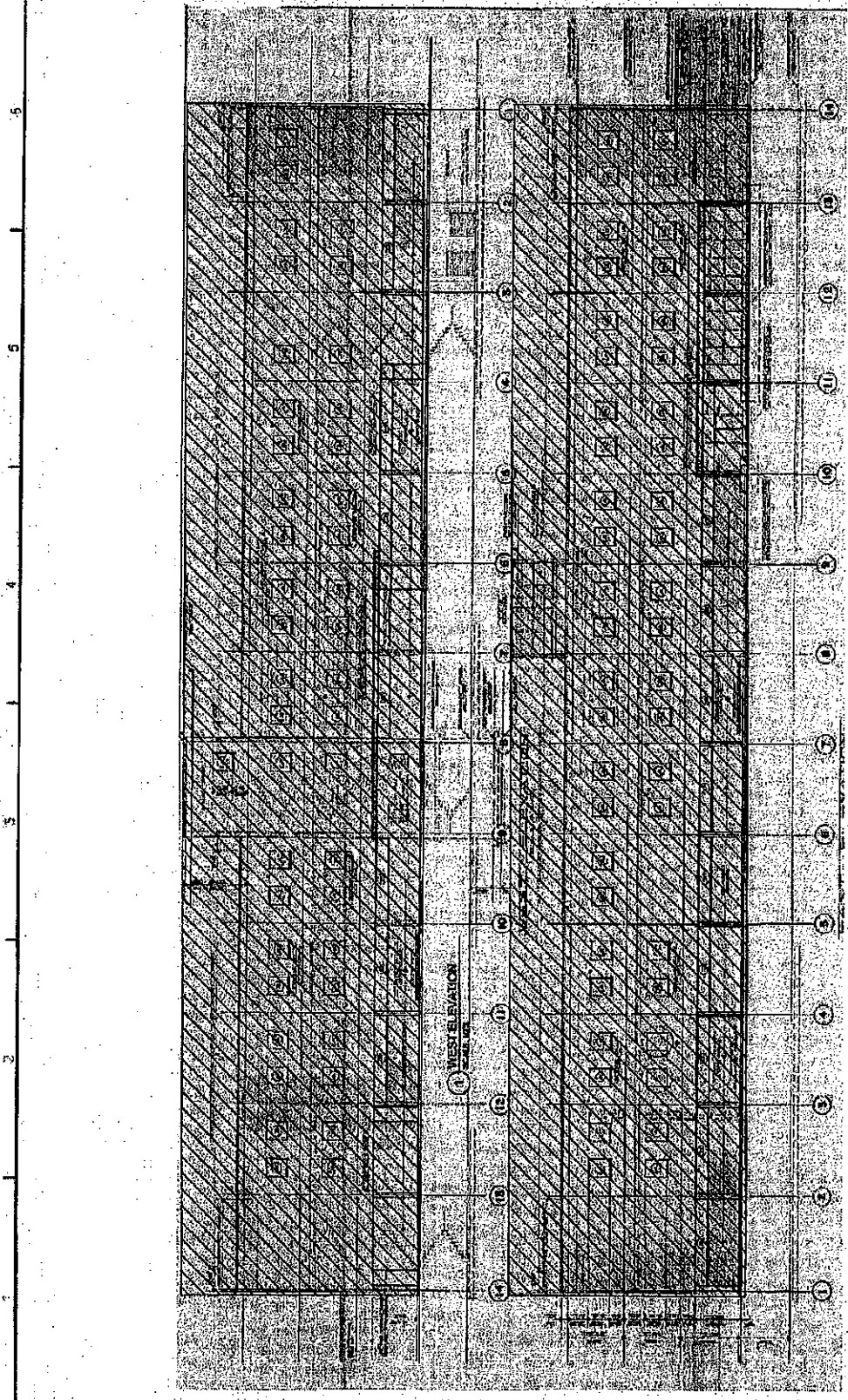




2700 S. CALIFORNIA AVENUE CHICAGO, ILLINOIS 60608
COOK COUNTY DEPARTMENT OF CORRECTIONS
DEMOLITION OF DIVISIONS III & XVII


PROJECT NO.	AD-102
DATE	02/23/17
PROJECT BY	M.D. CONSTRUCTION
DESIGNED BY	
CHECKED BY	
DATE	
PROJECT NO.	
DATE	
PROJECT BY	
DESIGNED BY	
CHECKED BY	
DATE	

DIVISION 17
EAST & WEST
ELEVATIONS
AD-102



- SYMBOL LEGEND:**
- REMOVAL
- NOTES:**
- SEE WEST ELEV FOR GENERAL NOTES
 - SEE INSTRUCTIONAL SHEETS FOR DEMOLITION WATER AND DUMP


2 EAST ELEVATION



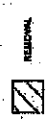
COOK COUNTY DEPARTMENT OF CORRECTIONS
 DEMOLITION OF DIVISIONS III & XVII
 2703 S CALIFORNIA AVENUE CHICAGO, ILLINOIS 60608

PROJECT NO.	2017-0000000000
DATE	08/23/2017
SCALE	AS SHOWN
DESIGNER	JOSE GONZALEZ
CHECKER	JOSE GONZALEZ
APPROVER	JOSE GONZALEZ
DATE	08/23/2017

DIVISION 17
 ELEVATIONS &
 SECTIONS
 AD-103



SYMBOL LEGEND



NOTES

1. SEE SHEET 0-100 FOR GENERAL NOTES.
2. SEE STRUCTURAL SHEETS FOR REINFORCEMENT AND DETAILS.

SECTION 17

THIS DRAWING IS THE PROPERTY OF THE ARCHITECT AND SHOULD NOT BE REPRODUCED OR TRANSMITTED IN ANY FORM OR BY ANY MEANS, ELECTRONIC OR MECHANICAL, INCLUDING PHOTOCOPYING, RECORDING, OR BY ANY INFORMATION STORAGE AND RETRIEVAL SYSTEM, WITHOUT THE WRITTEN PERMISSION OF THE ARCHITECT. THE ARCHITECT'S LIABILITY IS LIMITED TO THE PROFESSIONAL SERVICES PROVIDED BY HIMSELF OR HIS FIRM. THE ARCHITECT DOES NOT WARRANT OR GUARANTEE THE ACCURACY OF THE INFORMATION PROVIDED BY THE CLIENT OR THE RESULTS OF THE SERVICES PROVIDED BY HIMSELF OR HIS FIRM. THE ARCHITECT'S LIABILITY IS LIMITED TO THE PROFESSIONAL SERVICES PROVIDED BY HIMSELF OR HIS FIRM. THE ARCHITECT DOES NOT WARRANT OR GUARANTEE THE ACCURACY OF THE INFORMATION PROVIDED BY THE CLIENT OR THE RESULTS OF THE SERVICES PROVIDED BY HIMSELF OR HIS FIRM.



27200 S. CALIFORNIA AVENUE CHICAGO, ILLINOIS 60608



COOK COUNTY DEPARTMENT OF CORRECTIONS
27200 S. CALIFORNIA AVENUE CHICAGO, ILLINOIS 60608

A-001

ARCHITECTURAL NOTES


GENERAL NOTES:

1. CONSTRUCTION SHALL BE IN ACCORDANCE WITH THE LATEST EDITIONS OF THE NATIONAL BUILDING CODE AND ANY OTHER CODES OF THE CITY OF CHICAGO. REFER TO THE PERMITS DEPARTMENT FOR THE LATEST EDITIONS OF THE NATIONAL BUILDING CODE AND ANY OTHER CODES OF THE CITY OF CHICAGO.
2. WORK SHALL BE IN ACCORDANCE WITH THE CONTRACT DOCUMENTS.
3. THE CONTRACTOR SHALL BE RESPONSIBLE FOR OBTAINING ALL NECESSARY PERMITS FROM THE CITY OF CHICAGO PERMITS DEPARTMENT.
4. THE CONTRACTOR SHALL BE RESPONSIBLE FOR OBTAINING ALL NECESSARY PERMITS FROM THE CITY OF CHICAGO PERMITS DEPARTMENT.
5. THE CONTRACTOR SHALL BE RESPONSIBLE FOR OBTAINING ALL NECESSARY PERMITS FROM THE CITY OF CHICAGO PERMITS DEPARTMENT.
6. THE CONTRACTOR SHALL BE RESPONSIBLE FOR OBTAINING ALL NECESSARY PERMITS FROM THE CITY OF CHICAGO PERMITS DEPARTMENT.
7. THE CONTRACTOR SHALL BE RESPONSIBLE FOR OBTAINING ALL NECESSARY PERMITS FROM THE CITY OF CHICAGO PERMITS DEPARTMENT.
8. THE CONTRACTOR SHALL BE RESPONSIBLE FOR OBTAINING ALL NECESSARY PERMITS FROM THE CITY OF CHICAGO PERMITS DEPARTMENT.
9. THE CONTRACTOR SHALL BE RESPONSIBLE FOR OBTAINING ALL NECESSARY PERMITS FROM THE CITY OF CHICAGO PERMITS DEPARTMENT.
10. THE CONTRACTOR SHALL BE RESPONSIBLE FOR OBTAINING ALL NECESSARY PERMITS FROM THE CITY OF CHICAGO PERMITS DEPARTMENT.

COORDINATION BY CONTRACTOR:

1. SEE ARCHITECTURAL, MECHANICAL, ELECTRICAL, CIVIL AND OTHER DISCIPLINE CONTRACTORS FOR WORK AND COORDINATION.
2. MECHANICAL, ELECTRICAL, PLUMBING AND OTHER DISCIPLINE CONTRACTORS SHALL BE RESPONSIBLE FOR OBTAINING ALL NECESSARY PERMITS FROM THE CITY OF CHICAGO PERMITS DEPARTMENT.
3. THE CONTRACTOR SHALL BE RESPONSIBLE FOR OBTAINING ALL NECESSARY PERMITS FROM THE CITY OF CHICAGO PERMITS DEPARTMENT.
4. THE CONTRACTOR SHALL BE RESPONSIBLE FOR OBTAINING ALL NECESSARY PERMITS FROM THE CITY OF CHICAGO PERMITS DEPARTMENT.
5. THE CONTRACTOR SHALL BE RESPONSIBLE FOR OBTAINING ALL NECESSARY PERMITS FROM THE CITY OF CHICAGO PERMITS DEPARTMENT.
6. THE CONTRACTOR SHALL BE RESPONSIBLE FOR OBTAINING ALL NECESSARY PERMITS FROM THE CITY OF CHICAGO PERMITS DEPARTMENT.
7. THE CONTRACTOR SHALL BE RESPONSIBLE FOR OBTAINING ALL NECESSARY PERMITS FROM THE CITY OF CHICAGO PERMITS DEPARTMENT.
8. THE CONTRACTOR SHALL BE RESPONSIBLE FOR OBTAINING ALL NECESSARY PERMITS FROM THE CITY OF CHICAGO PERMITS DEPARTMENT.
9. THE CONTRACTOR SHALL BE RESPONSIBLE FOR OBTAINING ALL NECESSARY PERMITS FROM THE CITY OF CHICAGO PERMITS DEPARTMENT.
10. THE CONTRACTOR SHALL BE RESPONSIBLE FOR OBTAINING ALL NECESSARY PERMITS FROM THE CITY OF CHICAGO PERMITS DEPARTMENT.

NOTES: THESE NOTES ARE FOR INFORMATION ONLY AND DO NOT CONSTITUTE PART OF THE CONTRACT DOCUMENTS. THE CONTRACTOR SHALL BE RESPONSIBLE FOR OBTAINING ALL NECESSARY PERMITS FROM THE CITY OF CHICAGO PERMITS DEPARTMENT.



GENERAL NOTES

- SEE GENERAL NOTES SEE DRAWING
- THE FOLLOWING WORK IS TO BE PERFORMED WITHIN THE AREA OF WORK. ALL WORK IS TO BE PERFORMED PER SPECIFICATIONS.
- REMOVE EXISTING TILES FROM ENTIRE CORRIDOR AND STAIRWELL.
- REMOVE EXISTING ISOPROPOPYL TEREPHTHALE AND ALL ADJACENT AREAS.
- REMOVE EXISTING FLOORS.
- REMOVE EXISTING CONCRETE FLOOR AND REPAIR WITH POLISHED CONCRETE FLOORING TO MATCH EXISTING CONDITIONS.
- REMOVE EXISTING STAIRWELL HANDRAILS AND REPAIR WITH STAINLESS STEEL HANDRAILS TO MATCH EXISTING CONDITIONS.
- REMOVE EXISTING TILES FROM CORRIDOR AND STAIRWELL.
- REMOVE EXISTING FLOOR WALLS AND REPAIR WITH CONCRETE FLOOR WALLS AND FINISH.

**COOK COUNTY DEPARTMENT OF CORRECTIONS
DEMOLITION OF DIVISIONS III & XVII**

2700 S. CALIFORNIA AVENUE, CHICAGO, ILLINOIS 60608

NO.	DATE	DESCRIPTION	BY	CHKD
1	10/11/2017	ISSUED FOR PERMIT		
2	10/11/2017	REVISED PER MEETING		
3	10/11/2017	REVISED PER MEETING		
4	10/11/2017	REVISED PER MEETING		
5	10/11/2017	REVISED PER MEETING		
6	10/11/2017	REVISED PER MEETING		

**DIVISION III
BASEMENT**

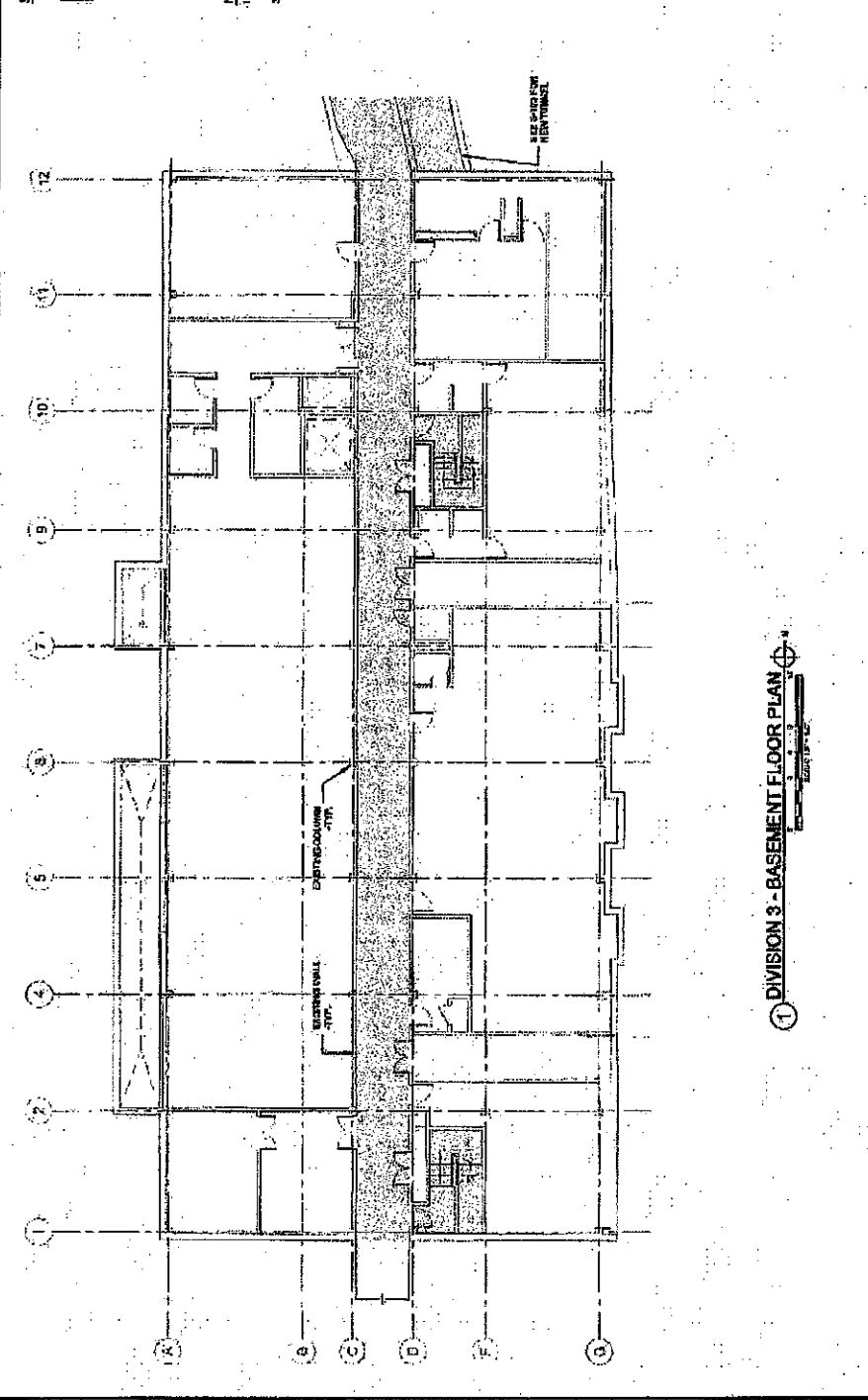
A-101

SYMBOL LEGEND:

AREA OF WORK

NOTES:

- SEE GENERAL NOTES SEE DRAWING
- THE FOLLOWING WORK IS TO BE PERFORMED WITHIN THE AREA OF WORK. ALL WORK IS TO BE PERFORMED PER SPECIFICATIONS.
- REMOVE EXISTING TILES FROM ENTIRE CORRIDOR AND STAIRWELL.
- REMOVE EXISTING ISOPROPOPYL TEREPHTHALE AND ALL ADJACENT AREAS.
- REMOVE EXISTING FLOORS.
- REMOVE EXISTING CONCRETE FLOOR AND REPAIR WITH POLISHED CONCRETE FLOORING TO MATCH EXISTING CONDITIONS.
- REMOVE EXISTING STAIRWELL HANDRAILS AND REPAIR WITH STAINLESS STEEL HANDRAILS TO MATCH EXISTING CONDITIONS.
- REMOVE EXISTING TILES FROM CORRIDOR AND STAIRWELL.
- REMOVE EXISTING FLOOR WALLS AND REPAIR WITH CONCRETE FLOOR WALLS AND FINISH.



DIVISION 3 - BASEMENT FLOOR PLAN

SCALE: 1/4" = 1'-0"

DATE PLOTTED: 10/11/2017 1:58:11 PM USER: C:\Users\jmc... \bin\arcplot.exe

THIS DRAWING IS THE PROPERTY OF THE ARCHITECT. IT IS TO BE USED ONLY FOR THE PROJECT AND AT THE LOCATION INDICATED. NO PART OF THIS DRAWING IS TO BE REPRODUCED OR TRANSMITTED IN ANY FORM OR BY ANY MEANS, WITHOUT THE WRITTEN PERMISSION OF THE ARCHITECT. THE ARCHITECT ASSUMES NO LIABILITY FOR ANY ERRORS OR OMISSIONS IN THIS DRAWING. THE USER OF THIS DRAWING SHALL BE RESPONSIBLE FOR OBTAINING ALL NECESSARY PERMITS AND FOR COMPLYING WITH ALL APPLICABLE CODES AND REGULATIONS. THE ARCHITECT'S OFFICE IS NOT RESPONSIBLE FOR ANY DELAYS OR COST INCREASES CAUSED BY CHANGES TO THE PROJECT OR BY ANY OTHER FACTORS. THE ARCHITECT'S OFFICE IS NOT RESPONSIBLE FOR ANY DAMAGES OR INJURIES CAUSED BY THE USE OF THIS DRAWING OR BY ANY OTHER FACTORS. THE ARCHITECT'S OFFICE IS NOT RESPONSIBLE FOR ANY CLAIMS OR LITIGATION RESULTING FROM THE USE OF THIS DRAWING OR BY ANY OTHER FACTORS. THE ARCHITECT'S OFFICE IS NOT RESPONSIBLE FOR ANY OTHER MATTERS NOT EXPRESSLY STATED IN THESE TERMS AND CONDITIONS.



2709 S. CALIFORNIA AVENUE CHICAGO, ILLINOIS 60608
COOK COUNTY DEPARTMENT OF CORRECTIONS
 DEMOLITION OF DIVISIONS III & XVII

NO.	DATE	DESCRIPTION
1	08/14/2017	ISSUE FOR PERMIT
2	08/14/2017	ISSUE FOR PERMIT
3	08/14/2017	ISSUE FOR PERMIT
4	08/14/2017	ISSUE FOR PERMIT
5	08/14/2017	ISSUE FOR PERMIT
6	08/14/2017	ISSUE FOR PERMIT
7	08/14/2017	ISSUE FOR PERMIT
8	08/14/2017	ISSUE FOR PERMIT
9	08/14/2017	ISSUE FOR PERMIT
10	08/14/2017	ISSUE FOR PERMIT
11	08/14/2017	ISSUE FOR PERMIT
12	08/14/2017	ISSUE FOR PERMIT

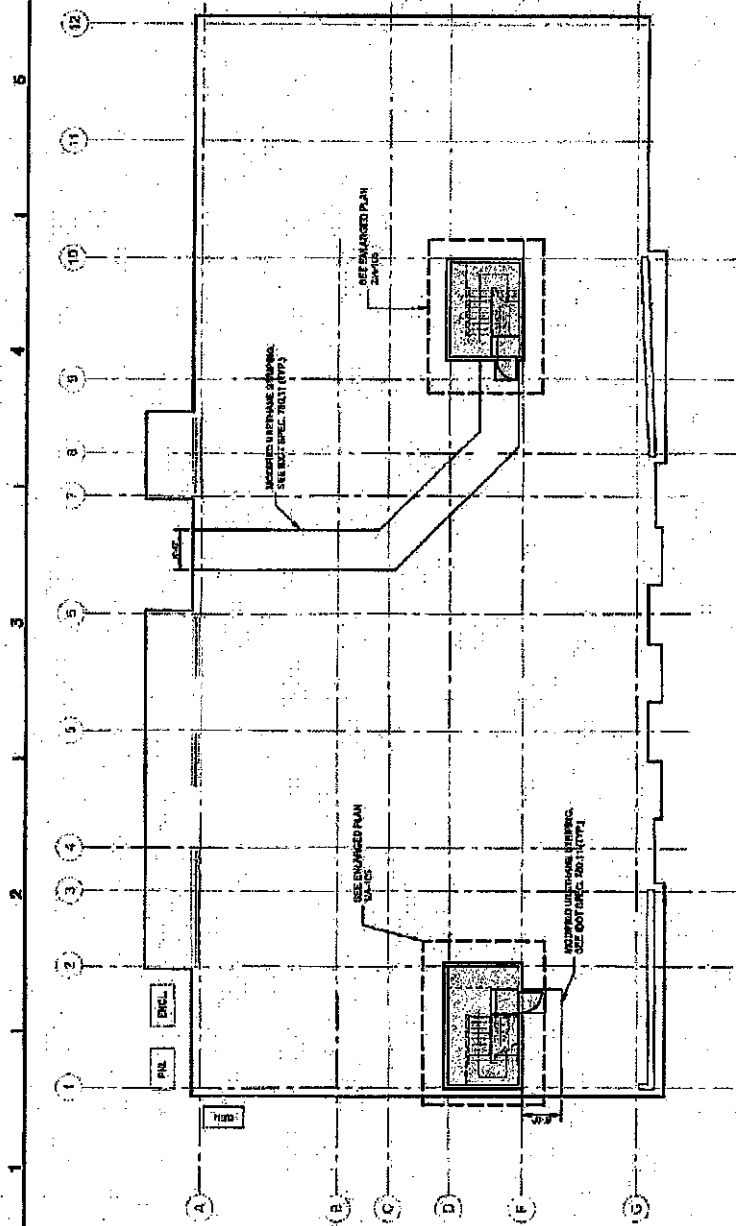
**DIVISION 3
 GRADE LEVEL**
 A-102

SYMBOL LEGEND




AREA OF WORK

- NOTES:**
- FOR GENERAL NOTES SEE DRAWING A-101.
 - THE FOLLOWING TASKS ARE TO BE PERFORMED WITHIN THE AREA OF WORK. ALL TASKS TO BE PERFORMED FOR THE CONTRACTOR.
 - REMOVE ALL EXISTING CONCRETE FLOOR, INCLUDING STAIRS AND LANDING WITHIN DIVISION 3.
 - REMOVE ALL EXISTING METAL DECKING AND PARTIAL WALLS.
 - REMOVE ALL EXISTING PART WALLS.



1 DIVISION 3 - GRADE LEVEL PLAN


THIS DRAWING IS THE PROPERTY OF THE ARCHITECT AND SHALL BE USED ONLY FOR THE PROJECT AND SITE SPECIFIC TO THE PROJECT. ANY REUSE OR MODIFICATION OF THIS DRAWING WITHOUT THE WRITTEN PERMISSION OF THE ARCHITECT IS STRICTLY PROHIBITED. THE ARCHITECT ASSUMES NO LIABILITY FOR THE PERFORMANCE OF THE WORK OR FOR THE RESULTS THEREOF. THE ARCHITECT'S LIABILITY IS LIMITED TO THE PROFESSIONAL SERVICES PROVIDED BY THE ARCHITECT.



7700 S. CALIFORNIA AVENUE CHICAGO, ILLINOIS 60605

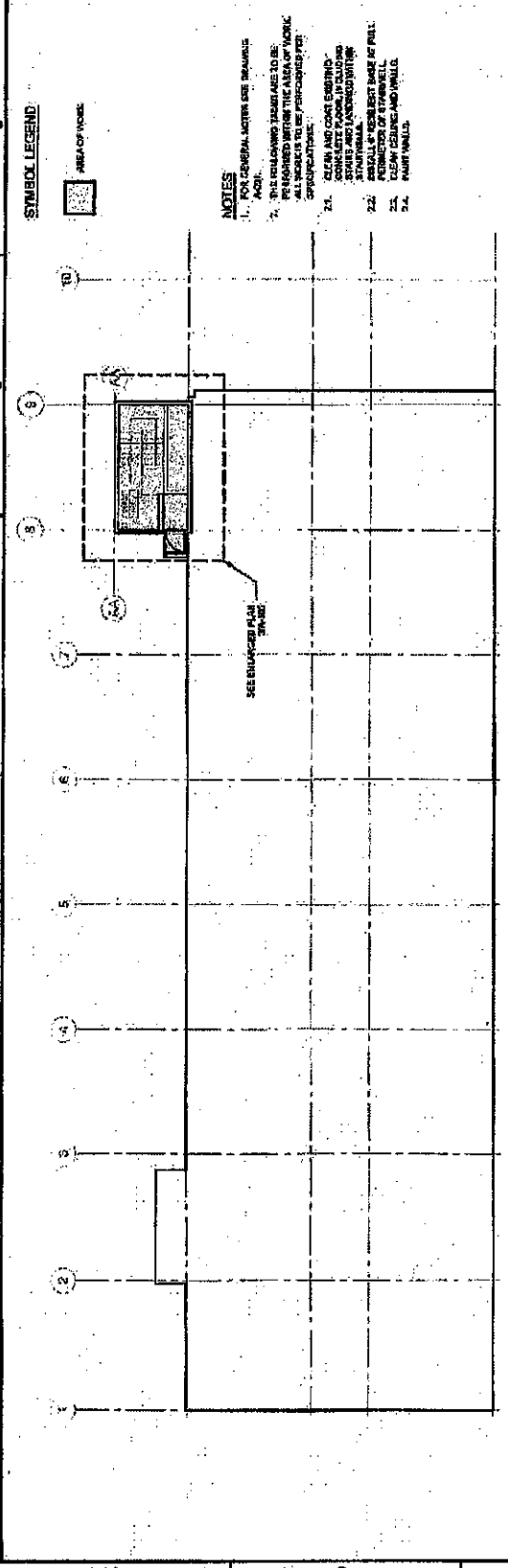
COOK COUNTY DEPARTMENT OF CORRECTIONS

DEMOLITION OF DIVISIONS III & XVII



McGraw-Hill Construction Information Group
 1221 Avenue of the Americas
 New York, NY 10020-1095
 212 512-2000



NO.	REVISION	DATE



① DIVISION 17 - GRADE LEVEL PLAN

- SYMBOL LEGEND**
- AREA OF POOR
- NOTES**
- FOR GENERAL REFER TO DRAWING AND
 - THE FOLLOWING REQUIREMENTS TO BE PROVIDED WITHIN THE AREA OF WORK: ALL SUBJECT TO THE PARTICIPATING PERMITS AND APPROVALS.
 - REMOVE ALL EXISTING MATERIALS INCLUDING:
 - GRAVEL AND SAND
 - CONCRETE
 - BRICK
 - CERAMIC TILE
 - GLASS
 - DRYWALL
 - CEILING
 - WALLS
 - REMOVE ALL EXISTING MATERIALS INCLUDING:
 - GRAVEL AND SAND
 - CONCRETE
 - BRICK
 - CERAMIC TILE
 - GLASS
 - DRYWALL
 - CEILING
 - WALLS
 - REMOVE ALL EXISTING MATERIALS INCLUDING:
 - GRAVEL AND SAND
 - CONCRETE
 - BRICK
 - CERAMIC TILE
 - GLASS
 - DRYWALL
 - CEILING
 - WALLS
 - REMOVE ALL EXISTING MATERIALS INCLUDING:
 - GRAVEL AND SAND
 - CONCRETE
 - BRICK
 - CERAMIC TILE
 - GLASS
 - DRYWALL
 - CEILING
 - WALLS

DIVISION 17
GRADE LEVEL

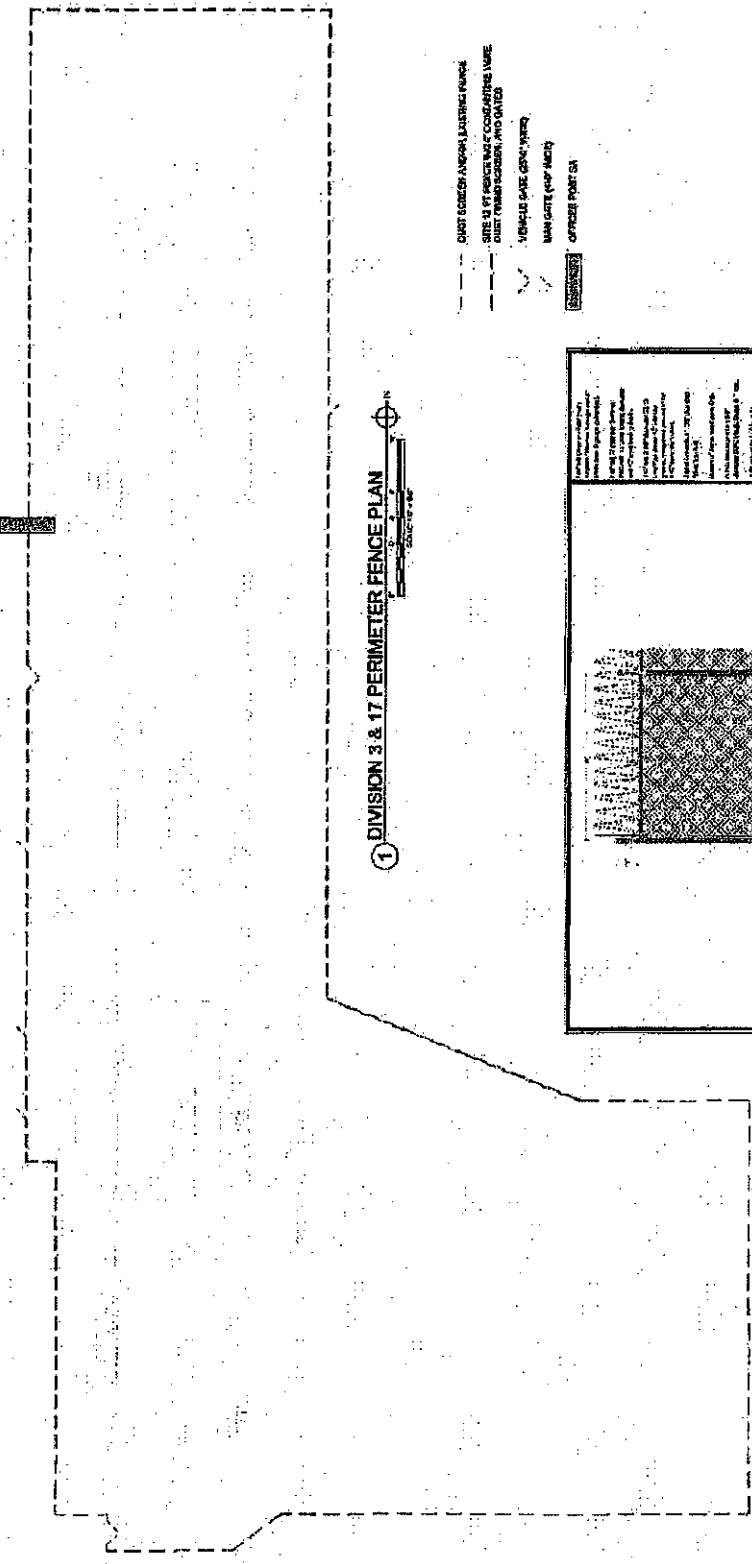


COOK COUNTY DEPARTMENT OF CORRECTIONS
 DEMOLITION OF DIVISIONS III & XVII
 2700 S. CALIFORNIA AVENUE CHICAGO, ILLINOIS 60608

PROJECT NO.	
DATE	
SCALE	
DESIGNED BY	
CHECKED BY	
APPROVED BY	
DATE	
PROJECT	
PERIMETER FENCE	
DIVISION 3 & 17	
A-106	

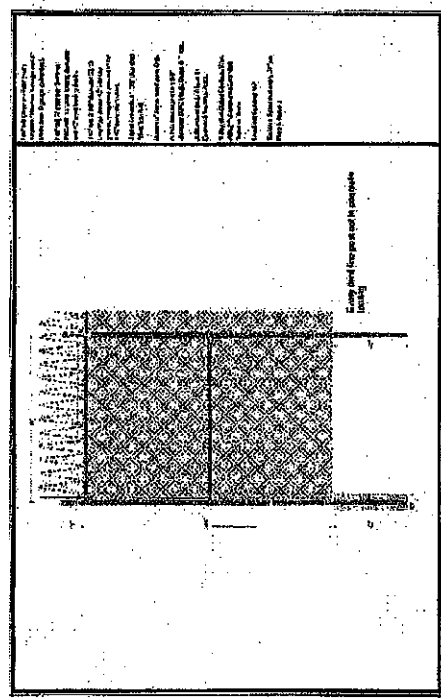
NOTES:
 1. FOR GENERAL NOTES SEE DRAWING A-101.
 2. CONTRACTOR TO CONFIRM LOCATION OF FENCE AND GATES IN THE FIELD WITH THE SDC.
 3. GATES AND ASSOCIATED HARDWARE, INCLUDING PAINT MAINTENANCE AT EACH GATE, TO BE DEMOLISHED PRIOR TO FENCE INSTALLATION.

1 2 3 4 5



- DASHED LINE SHOWS EXISTING FENCE
- SITE TO BE FENCED WITH CONCRETE TUBE POSTS (VARIABLE SPACING AND GATES)
- 4" DIA. PIPE (SEE NOTE)
- 4" DIA. PIPE (SEE NOTE)
- OFFICE POST (S)

① DIVISION 3 & 17 PERIMETER FENCE PLAN



② ELEVATION - PERIMETER FENCE
 SCALE: 1/4\"/>



ALL DIMENSIONS ARE IN UNITS OF FEET AND INCHES. FRACTIONS SHALL BE SHOWN IN DECIMALS OF AN INCH. DIMENSIONS SHALL BE TO FACE UNLESS OTHERWISE SPECIFIED. DIMENSIONS SHALL BE TO CENTER UNLESS OTHERWISE SPECIFIED. DIMENSIONS SHALL BE TO FACE UNLESS OTHERWISE SPECIFIED. DIMENSIONS SHALL BE TO CENTER UNLESS OTHERWISE SPECIFIED.



COOK COUNTY DEPARTMENT OF CORRECTIONS
 2700 S. CALIFORNIA AVENUE CHICAGO, ILLINOIS 60608

NO.	DESCRIPTION	DATE
1	REVISION	11/11/11
2	REVISION	11/11/11
3	REVISION	11/11/11
4	REVISION	11/11/11
5	REVISION	11/11/11
6	REVISION	11/11/11
7	REVISION	11/11/11
8	REVISION	11/11/11
9	REVISION	11/11/11
10	REVISION	11/11/11
11	REVISION	11/11/11
12	REVISION	11/11/11
13	REVISION	11/11/11
14	REVISION	11/11/11
15	REVISION	11/11/11
16	REVISION	11/11/11
17	REVISION	11/11/11
18	REVISION	11/11/11
19	REVISION	11/11/11
20	REVISION	11/11/11
21	REVISION	11/11/11
22	REVISION	11/11/11
23	REVISION	11/11/11
24	REVISION	11/11/11
25	REVISION	11/11/11
26	REVISION	11/11/11
27	REVISION	11/11/11
28	REVISION	11/11/11
29	REVISION	11/11/11
30	REVISION	11/11/11
31	REVISION	11/11/11
32	REVISION	11/11/11
33	REVISION	11/11/11
34	REVISION	11/11/11
35	REVISION	11/11/11
36	REVISION	11/11/11
37	REVISION	11/11/11
38	REVISION	11/11/11
39	REVISION	11/11/11
40	REVISION	11/11/11
41	REVISION	11/11/11
42	REVISION	11/11/11
43	REVISION	11/11/11
44	REVISION	11/11/11
45	REVISION	11/11/11
46	REVISION	11/11/11
47	REVISION	11/11/11
48	REVISION	11/11/11
49	REVISION	11/11/11
50	REVISION	11/11/11

ARCHITECTURAL
 DETAILS 1 OF 2

A-501

NOTES

1. FIVE (5) GENERAL NOTES, SEE DRAWING A-501.
2. CHECK FOR INTERFERENCES WITH ALL MECHANICAL, ELECTRICAL, AND PLUMBING SYSTEMS BEFORE CONSTRUCTION.

1

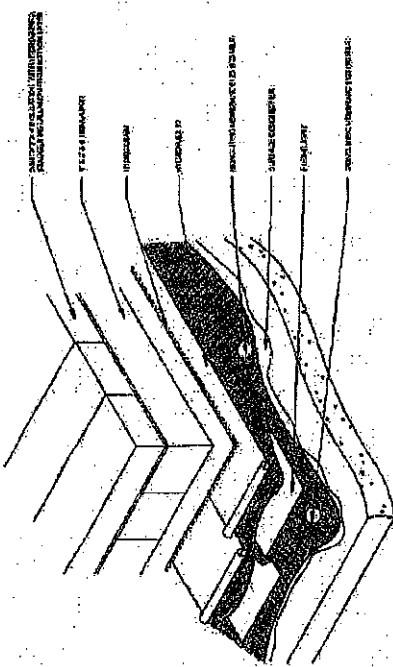
2

3

4

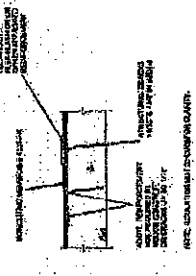
5

6

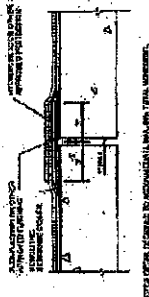


1 PLAN SECTION AT EXISTING SLAB (TYP.)
 SCALE: 1/8" = 1'-0"

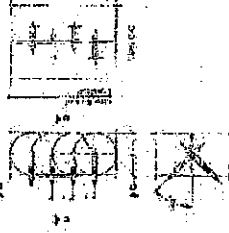
2 DETAIL - CURB AT PREFAB. ENCLOSURE
 SCALE: 1/4" = 1'-0"



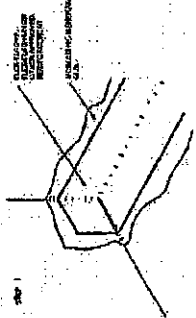
3 DETAIL - CONCRETE CRACKS AND JOINTS
 SCALE: 1/4" = 1'-0"



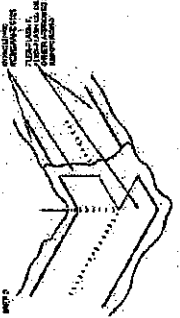
4 DETAIL - EXPANSION JOINT
 SCALE: 1/4" = 1'-0"



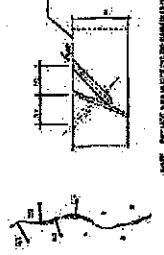
5 DETAIL - INSIDE CORNER
 SCALE: 1/4" = 1'-0"



6 DETAIL - OUTSIDE CORNER
 SCALE: 1/4" = 1'-0"

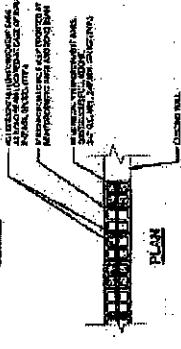


7 DETAIL - WALL CRACK INJECTION, INTERIOR FACE (DRILL-HOLE PACKER)
 SCALE: 1/4" = 1'-0"



8 DETAILS - CMU WALL
 SCALE: 1/4" = 1'-0"

9 DETAIL - CONCRETE CRACKS AND JOINTS
 SCALE: 1/4" = 1'-0"



10 DETAIL - EXPANSION JOINT
 SCALE: 1/4" = 1'-0"



11 DETAIL - CURB AT PREFAB. ENCLOSURE
 SCALE: 1/4" = 1'-0"



THIS DRAWING IS THE PROPERTY OF THE ARCHITECT. IT IS TO BE USED ONLY FOR THE PROJECT AND SITE SPECIFICALLY IDENTIFIED HEREON. ANY REUSE OR MODIFICATION OF THIS DRAWING WITHOUT THE WRITTEN CONSENT OF THE ARCHITECT IS STRICTLY PROHIBITED. THE ARCHITECT ASSUMES NO LIABILITY FOR ANY DAMAGE TO PERSONS OR PROPERTY CAUSED BY THE USE OF THIS DRAWING.



THE UNIVERSITY OF
ILLINOIS AT CHICAGO
ARCHITECTURAL
SERVICES
1100 S. MICHIGAN AVE., SUITE 1000
CHICAGO, IL 60607
TEL: 312.996.2000
WWW.AS.AU.CU.EDU



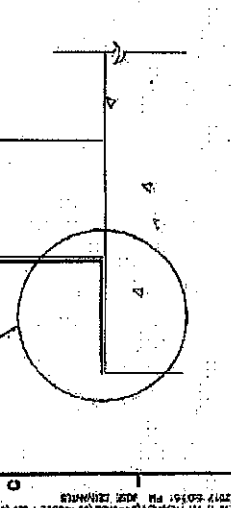
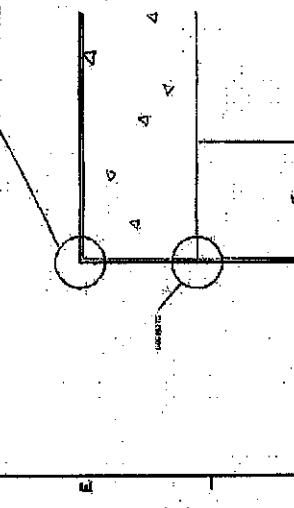

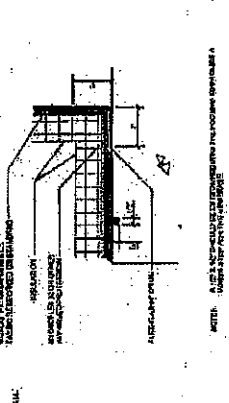


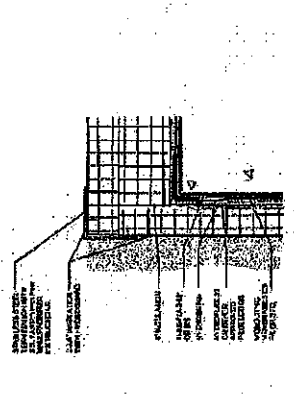

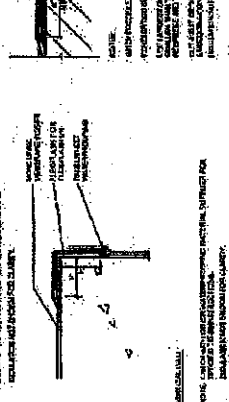
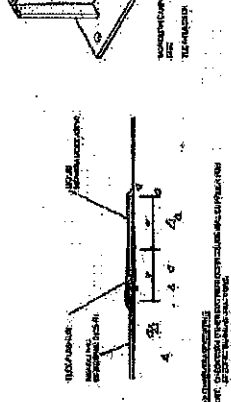
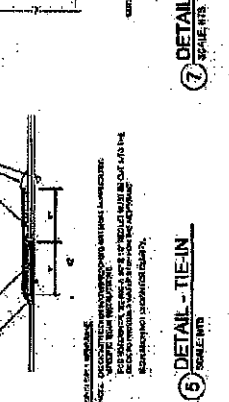
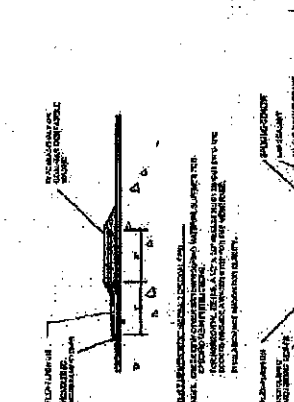


COOK COUNTY DEPARTMENT OF CORRECTIONS
DEMOLITION OF DIVISIONS III & XVII
2700 S. CALIFORNIA AVENUE CHICAGO, ILLINOIS 60608

NO. 1	FOUNDATION	1/8" = 1'-0"
NO. 2	FOUNDATION	1/8" = 1'-0"
NO. 3	TUNNEL WALL AND ROOF	1/8" = 1'-0"
NO. 4	FOUNDATION	1/8" = 1'-0"
NO. 5	FOUNDATION	1/8" = 1'-0"
NO. 6	TIE-IN	1/8" = 1'-0"
NO. 7	PIPE PENETRATION	1/8" = 1'-0"
NO. 8	POST AT LANDING AND STAIR	1/8" = 1'-0"

ARCHITECTURAL
DETAILS 2 OF 2
A-502

NOTES:
1. FOR GENERAL NOTES SEE DRAWING A-011.
2. DESIGN OF FOUNDATION SYSTEM SHALL BE IN ACCORDANCE WITH THE REQUIREMENTS OF THE ILLINOIS FOUNDATION CODE, 23 ICS 0500, AND THE ILLINOIS BUILDING CODE, 23 ICS 0500.



DATE: 08/14/2017 10:00 AM
DRAWN BY: [Name]
CHECKED BY: [Name]
SCALE: 1/8" = 1'-0"

COOK COUNTY DEPARTMENT OF CORRECTIONS
DEMOLITION OF DIVISIONS III & XVII
2700 S. CALIFORNIA AVENUE CHICAGO, ILLINOIS 60608

PROJECT NO.	
DATE	
DESIGNED BY	
CHECKED BY	
APPROVED BY	
DATE	
CITY	
COUNTY	
STATE	
CIVIL PLAN	

C-101




NO DEMOLITION SHALL BE PERMITTED UNLESS THE CONTRACTOR HAS OBTAINED ALL NECESSARY PERMITS AND APPROVALS FROM THE APPROPRIATE AGENCIES AND AGENCIES PRIOR TO THE START OF CONSTRUCTION. THE CONTRACTOR SHALL BE RESPONSIBLE FOR OBTAINING ALL NECESSARY PERMITS AND APPROVALS FROM THE APPROPRIATE AGENCIES AND AGENCIES PRIOR TO THE START OF CONSTRUCTION.

SYMBOL LEGEND

- CONCRETE SURFACE REMOVAL
- REPLACE WITH GRASS
- REMOVE EXISTING CONCRETE SURFACE AND REPLACE WITH ASPHALT
- REMOVE EXISTING CONCRETE SURFACE AND REPLACE WITH GRAVEL
- REMOVE EXISTING CONCRETE SURFACE AND REPLACE WITH ASPHALT
- REMOVE EXISTING CONCRETE SURFACE AND REPLACE WITH GRAVEL
- REMOVE EXISTING CONCRETE SURFACE AND REPLACE WITH ASPHALT
- REMOVE EXISTING CONCRETE SURFACE AND REPLACE WITH GRAVEL

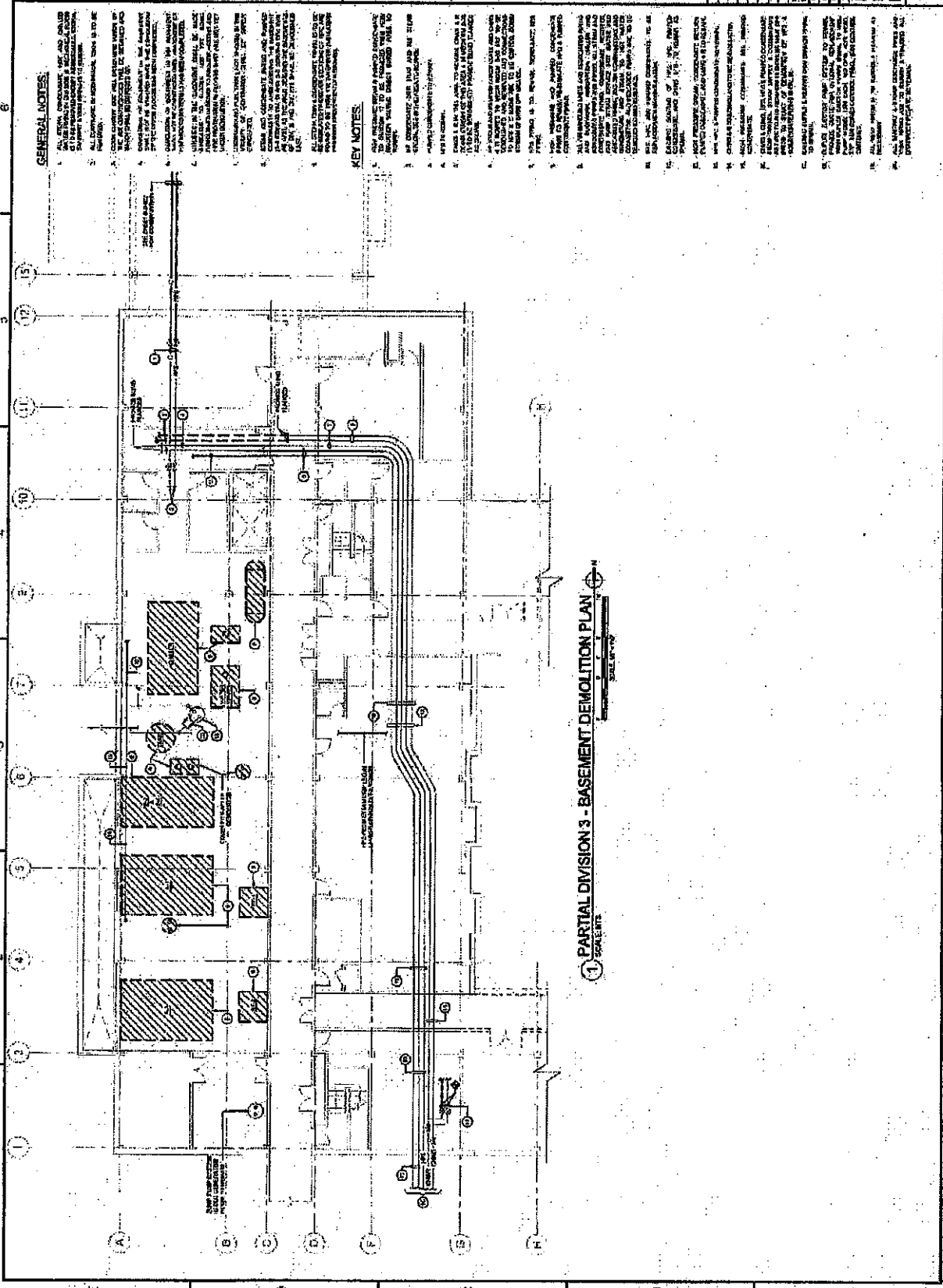
NOTES

- FOR GENERAL NOTES SEE DRAWING C-101.
- PREPARE CONTRACTOR'S CERTIFICATE OF INSURANCE.
- CONTRACTOR SHALL PROTECT EXISTING UTILITIES AND SURFACE IMPROVEMENTS TO REMAIN. ANY DAMAGE SHALL BE REPAIRED AT THE CONTRACTOR'S EXPENSE.
- CONTRACTOR SHALL PROTECT EXISTING UTILITIES AND SURFACE IMPROVEMENTS TO REMAIN. ANY DAMAGE SHALL BE REPAIRED AT THE CONTRACTOR'S EXPENSE.
- CONTRACTOR SHALL PROTECT EXISTING UTILITIES AND SURFACE IMPROVEMENTS TO REMAIN. ANY DAMAGE SHALL BE REPAIRED AT THE CONTRACTOR'S EXPENSE.
- CONTRACTOR SHALL PROTECT EXISTING UTILITIES AND SURFACE IMPROVEMENTS TO REMAIN. ANY DAMAGE SHALL BE REPAIRED AT THE CONTRACTOR'S EXPENSE.
- CONTRACTOR SHALL PROTECT EXISTING UTILITIES AND SURFACE IMPROVEMENTS TO REMAIN. ANY DAMAGE SHALL BE REPAIRED AT THE CONTRACTOR'S EXPENSE.
- CONTRACTOR SHALL PROTECT EXISTING UTILITIES AND SURFACE IMPROVEMENTS TO REMAIN. ANY DAMAGE SHALL BE REPAIRED AT THE CONTRACTOR'S EXPENSE.
- CONTRACTOR SHALL PROTECT EXISTING UTILITIES AND SURFACE IMPROVEMENTS TO REMAIN. ANY DAMAGE SHALL BE REPAIRED AT THE CONTRACTOR'S EXPENSE.
- CONTRACTOR SHALL PROTECT EXISTING UTILITIES AND SURFACE IMPROVEMENTS TO REMAIN. ANY DAMAGE SHALL BE REPAIRED AT THE CONTRACTOR'S EXPENSE.
- CONTRACTOR SHALL PROTECT EXISTING UTILITIES AND SURFACE IMPROVEMENTS TO REMAIN. ANY DAMAGE SHALL BE REPAIRED AT THE CONTRACTOR'S EXPENSE.
- CONTRACTOR SHALL PROTECT EXISTING UTILITIES AND SURFACE IMPROVEMENTS TO REMAIN. ANY DAMAGE SHALL BE REPAIRED AT THE CONTRACTOR'S EXPENSE.
- CONTRACTOR SHALL PROTECT EXISTING UTILITIES AND SURFACE IMPROVEMENTS TO REMAIN. ANY DAMAGE SHALL BE REPAIRED AT THE CONTRACTOR'S EXPENSE.
- CONTRACTOR SHALL PROTECT EXISTING UTILITIES AND SURFACE IMPROVEMENTS TO REMAIN. ANY DAMAGE SHALL BE REPAIRED AT THE CONTRACTOR'S EXPENSE.
- CONTRACTOR SHALL PROTECT EXISTING UTILITIES AND SURFACE IMPROVEMENTS TO REMAIN. ANY DAMAGE SHALL BE REPAIRED AT THE CONTRACTOR'S EXPENSE.



1 CIVIL SITE PLAN
SCALE: 1/8" = 1'-0"

THE CONTRACTOR SHALL BE RESPONSIBLE FOR OBTAINING ALL NECESSARY PERMITS AND APPROVALS FROM THE APPROPRIATE AGENCIES AND AGENCIES PRIOR TO THE START OF CONSTRUCTION. THE CONTRACTOR SHALL BE RESPONSIBLE FOR OBTAINING ALL NECESSARY PERMITS AND APPROVALS FROM THE APPROPRIATE AGENCIES AND AGENCIES PRIOR TO THE START OF CONSTRUCTION.



GENERAL NOTES:

- ALL DEMOLITION WORK SHALL BE DONE IN ACCORDANCE WITH THE CITY OF CHICAGO DEPARTMENT OF PUBLIC WORKS AND ENGINEERING (DPW&E) DEMOLITION REGULATIONS, 2012 EDITION.
- DEMOLITION SHALL BE ACCORDING TO THE CITY OF CHICAGO DEPARTMENT OF PUBLIC WORKS AND ENGINEERING (DPW&E) DEMOLITION REGULATIONS, 2012 EDITION, AND THE ILLINOIS DEPARTMENT OF ENVIRONMENTAL TOXIC SUBSTANCE CONTROL (IDEST) REGULATIONS, 2012 EDITION.
- DEMOLITION SHALL BE ACCORDING TO THE CITY OF CHICAGO DEPARTMENT OF PUBLIC WORKS AND ENGINEERING (DPW&E) DEMOLITION REGULATIONS, 2012 EDITION, AND THE ILLINOIS DEPARTMENT OF ENVIRONMENTAL TOXIC SUBSTANCE CONTROL (IDEST) REGULATIONS, 2012 EDITION.
- DEMOLITION SHALL BE ACCORDING TO THE CITY OF CHICAGO DEPARTMENT OF PUBLIC WORKS AND ENGINEERING (DPW&E) DEMOLITION REGULATIONS, 2012 EDITION, AND THE ILLINOIS DEPARTMENT OF ENVIRONMENTAL TOXIC SUBSTANCE CONTROL (IDEST) REGULATIONS, 2012 EDITION.
- DEMOLITION SHALL BE ACCORDING TO THE CITY OF CHICAGO DEPARTMENT OF PUBLIC WORKS AND ENGINEERING (DPW&E) DEMOLITION REGULATIONS, 2012 EDITION, AND THE ILLINOIS DEPARTMENT OF ENVIRONMENTAL TOXIC SUBSTANCE CONTROL (IDEST) REGULATIONS, 2012 EDITION.

KEY NOTES:

- ALL DEMOLITION WORK SHALL BE DONE IN ACCORDANCE WITH THE CITY OF CHICAGO DEPARTMENT OF PUBLIC WORKS AND ENGINEERING (DPW&E) DEMOLITION REGULATIONS, 2012 EDITION.
- DEMOLITION SHALL BE ACCORDING TO THE CITY OF CHICAGO DEPARTMENT OF PUBLIC WORKS AND ENGINEERING (DPW&E) DEMOLITION REGULATIONS, 2012 EDITION, AND THE ILLINOIS DEPARTMENT OF ENVIRONMENTAL TOXIC SUBSTANCE CONTROL (IDEST) REGULATIONS, 2012 EDITION.
- DEMOLITION SHALL BE ACCORDING TO THE CITY OF CHICAGO DEPARTMENT OF PUBLIC WORKS AND ENGINEERING (DPW&E) DEMOLITION REGULATIONS, 2012 EDITION, AND THE ILLINOIS DEPARTMENT OF ENVIRONMENTAL TOXIC SUBSTANCE CONTROL (IDEST) REGULATIONS, 2012 EDITION.
- DEMOLITION SHALL BE ACCORDING TO THE CITY OF CHICAGO DEPARTMENT OF PUBLIC WORKS AND ENGINEERING (DPW&E) DEMOLITION REGULATIONS, 2012 EDITION, AND THE ILLINOIS DEPARTMENT OF ENVIRONMENTAL TOXIC SUBSTANCE CONTROL (IDEST) REGULATIONS, 2012 EDITION.
- DEMOLITION SHALL BE ACCORDING TO THE CITY OF CHICAGO DEPARTMENT OF PUBLIC WORKS AND ENGINEERING (DPW&E) DEMOLITION REGULATIONS, 2012 EDITION, AND THE ILLINOIS DEPARTMENT OF ENVIRONMENTAL TOXIC SUBSTANCE CONTROL (IDEST) REGULATIONS, 2012 EDITION.

2700 S. CALIFORNIA AVENUE CHICAGO, ILLINOIS 60608

COOK COUNTY DEPARTMENT OF CORRECTIONS
DEMOLITION OF DIVISIONS III & XVII

**DIVISION 3
DEMOLITION
PLAN - WEST**

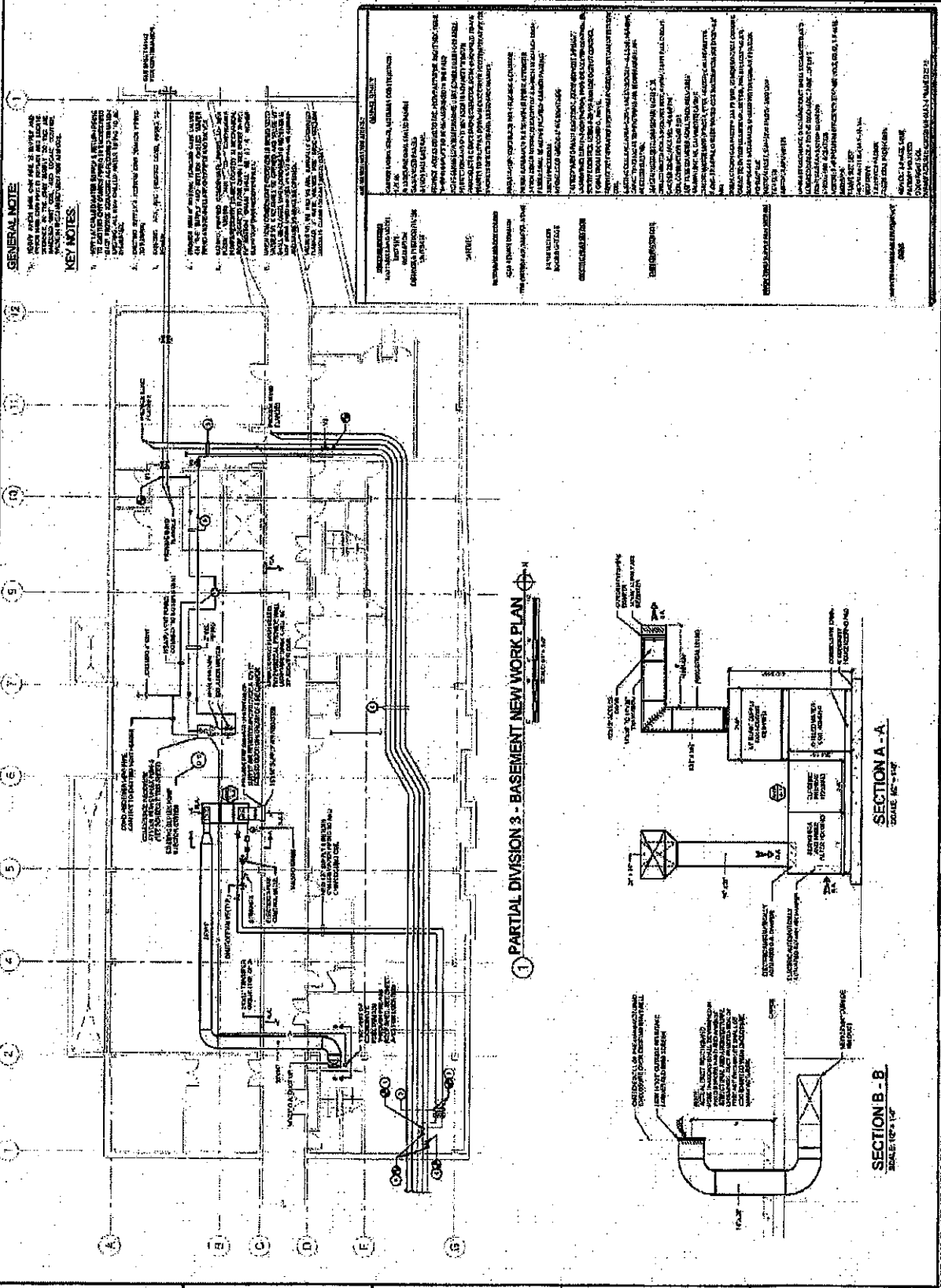
MD-101

DATE: 11/20/2013 10:01:00 AM

SCALE: AS SHOWN

PROJECT NO.	MD-101
DATE	11/20/2013
BY	...
CHECKED BY	...
DESIGNED BY	...
DRAWN BY	...
SCALE	AS SHOWN





SECTION 1 PARTIAL DIVISION 3 - BASEMENT NEW WORK PLAN

1


SECTION B - B
SCALE: 1/8" = 1'-0"



SECTION A - A
SCALE: 1/8" = 1'-0"



THIS DRAWING IS THE PROPERTY OF THE ARCHITECT AND IS NOT TO BE REPRODUCED OR TRANSMITTED IN ANY FORM OR BY ANY MEANS, ELECTRONIC OR MECHANICAL, INCLUDING PHOTOCOPYING, RECORDING, OR BY ANY INFORMATION STORAGE AND RETRIEVAL SYSTEM, WITHOUT THE WRITTEN PERMISSION OF THE ARCHITECT. THE ARCHITECT'S LIABILITY IS LIMITED TO THE DESIGN AND CONSTRUCTION OF THE PROJECT AND DOES NOT EXTEND TO THE OPERATION OF THE PROJECT OR TO THE SAFETY OF THE PROJECT OR TO THE SAFETY OF THE PUBLIC. THE ARCHITECT'S LIABILITY IS LIMITED TO THE DESIGN AND CONSTRUCTION OF THE PROJECT AND DOES NOT EXTEND TO THE OPERATION OF THE PROJECT OR TO THE SAFETY OF THE PROJECT OR TO THE SAFETY OF THE PUBLIC.



STATE OF ILLINOIS
 PROFESSIONAL ENGINEERING BOARD
 OFFICE OF THE CLERK
 1700 S. CALIFORNIA AVENUE CHICAGO, ILLINOIS 60608

COOK COUNTY DEPARTMENT OF CORRECTIONS
 DEMOLITION OF DIVISIONS III & XVII
 2700 S. CALIFORNIA AVENUE CHICAGO, ILLINOIS 60608

PROJECT NO.	17-102
DATE	11/11/11
SCALE	AS SHOWN
DESIGNED BY	...
CHECKED BY	...
APPROVED BY	...
DATE	...

DIVISION 17
 NEW WORK
 PLAN
 M-102

REVISIONS

NO.	DESCRIPTION
1	...
2	...
3	...
4	...
5	...
6	...
7	...
8	...
9	...
10	...
11	...

NOTES

1. ALL WORK SHALL BE IN ACCORDANCE WITH THE LATEST EDITIONS OF THE IBC, AS APPLICABLE.

2. THE CONTRACTOR SHALL BE RESPONSIBLE FOR OBTAINING ALL NECESSARY PERMITS FROM THE APPROPRIATE AGENCIES.

3. THE CONTRACTOR SHALL MAINTAIN ACCESS TO ALL ADJACENT PROPERTIES AT ALL TIMES.

4. ALL MATERIALS AND METHODS SHALL BE APPROVED BY THE ENGINEER PRIOR TO INSTALLATION.

5. THE CONTRACTOR SHALL PROTECT ALL EXISTING UTILITIES AND STRUCTURES.

6. ALL WORK SHALL BE COMPLETED WITHIN THE SPECIFIED TIME FRAME.

7. THE CONTRACTOR SHALL MAINTAIN A SAFE WORKING ENVIRONMENT AT ALL TIMES.

8. ALL MATERIALS SHALL BE STORED PROPERLY AND PROTECTED FROM THE ELEMENTS.

9. THE CONTRACTOR SHALL MAINTAIN CLEAR ACCESS TO ALL EXITS AND EGRESS ROUTES.

10. ALL WORK SHALL BE COMPLETED IN ACCORDANCE WITH THE SPECIFICATIONS AND NOTES.

11. THE CONTRACTOR SHALL MAINTAIN A NEAT AND ORDERLY WORK SITE AT ALL TIMES.

12. ALL MATERIALS SHALL BE PROTECTED FROM DAMAGE AND THEFT.

13. THE CONTRACTOR SHALL MAINTAIN A SAFE WORKING ENVIRONMENT AT ALL TIMES.

14. ALL WORK SHALL BE COMPLETED WITHIN THE SPECIFIED TIME FRAME.

15. THE CONTRACTOR SHALL MAINTAIN A NEAT AND ORDERLY WORK SITE AT ALL TIMES.

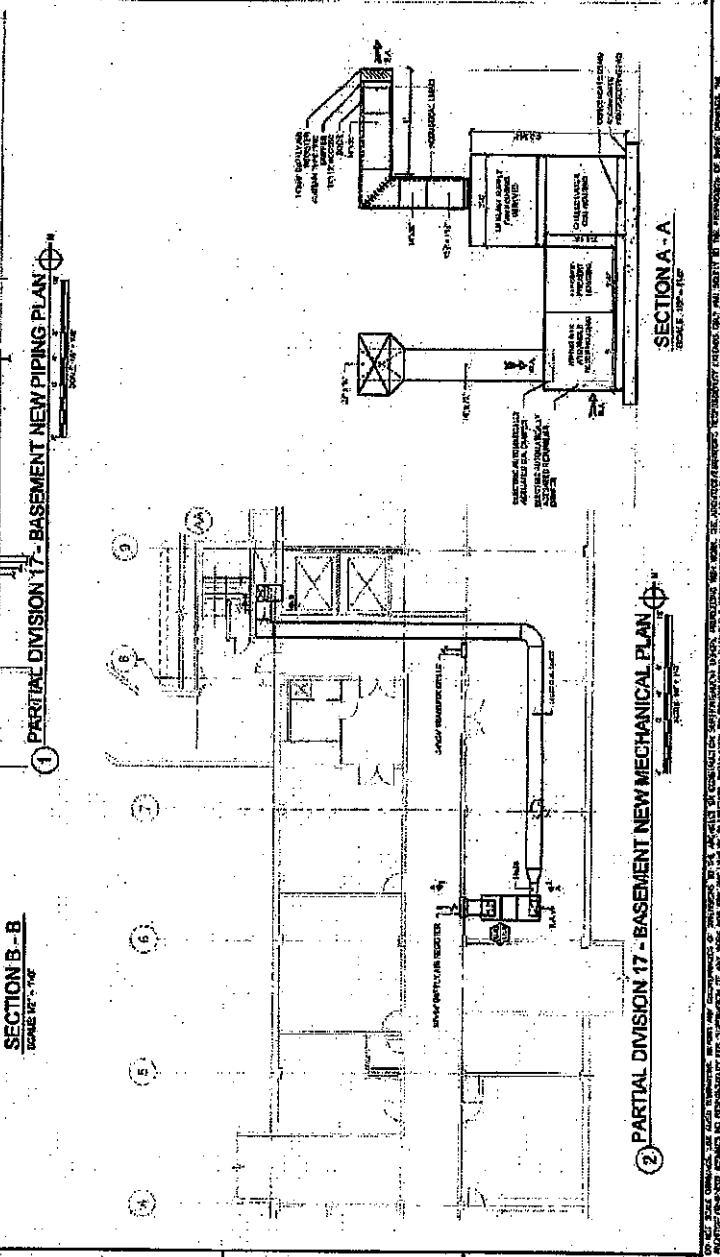
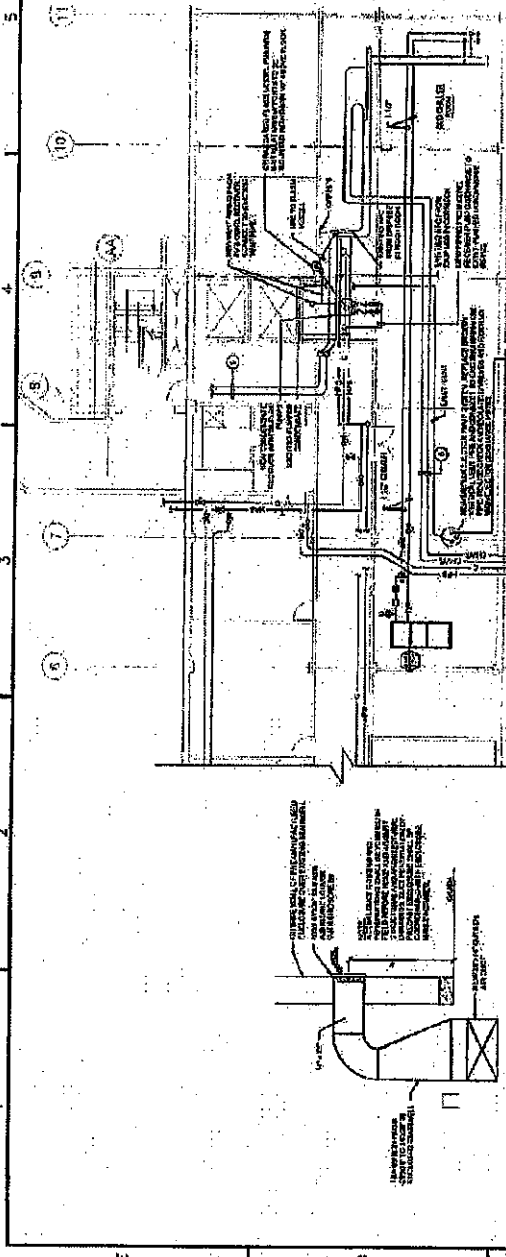
16. ALL MATERIALS SHALL BE STORED PROPERLY AND PROTECTED FROM THE ELEMENTS.

17. THE CONTRACTOR SHALL MAINTAIN CLEAR ACCESS TO ALL EXITS AND EGRESS ROUTES.

18. ALL WORK SHALL BE COMPLETED IN ACCORDANCE WITH THE SPECIFICATIONS AND NOTES.

19. THE CONTRACTOR SHALL MAINTAIN A SAFE WORKING ENVIRONMENT AT ALL TIMES.

20. ALL MATERIALS SHALL BE PROTECTED FROM DAMAGE AND THEFT.



DATE: 11/11/11
 PROJECT NO.: 17-102
 SHEET NO.: M-102
 SCALE: AS SHOWN
 DESIGNER: ...
 CHECKER: ...
 APPROVER: ...



COOK COUNTY DEPARTMENT OF CORRECTIONS
 2700 S. CALIFORNIA AVENUE CHICAGO, ILLINOIS 60609



COOK COUNTY DEPARTMENT OF CORRECTIONS
 DIVISION OF DIVISIONS III & XVII

2700 S. CALIFORNIA AVENUE CHICAGO, ILLINOIS 60609

NO.	DATE	DESCRIPTION
1	10/15/11	ISSUED FOR PERMITS
2	11/01/11	REVISED PER COMMENTS
3	11/15/11	REVISED PER COMMENTS
4	12/01/11	REVISED PER COMMENTS
5	12/15/11	REVISED PER COMMENTS
6	01/01/12	REVISED PER COMMENTS
7	01/15/12	REVISED PER COMMENTS
8	02/01/12	REVISED PER COMMENTS
9	02/15/12	REVISED PER COMMENTS
10	03/01/12	REVISED PER COMMENTS

DIVISION 3
 BASEMENT
 DEMOLITION

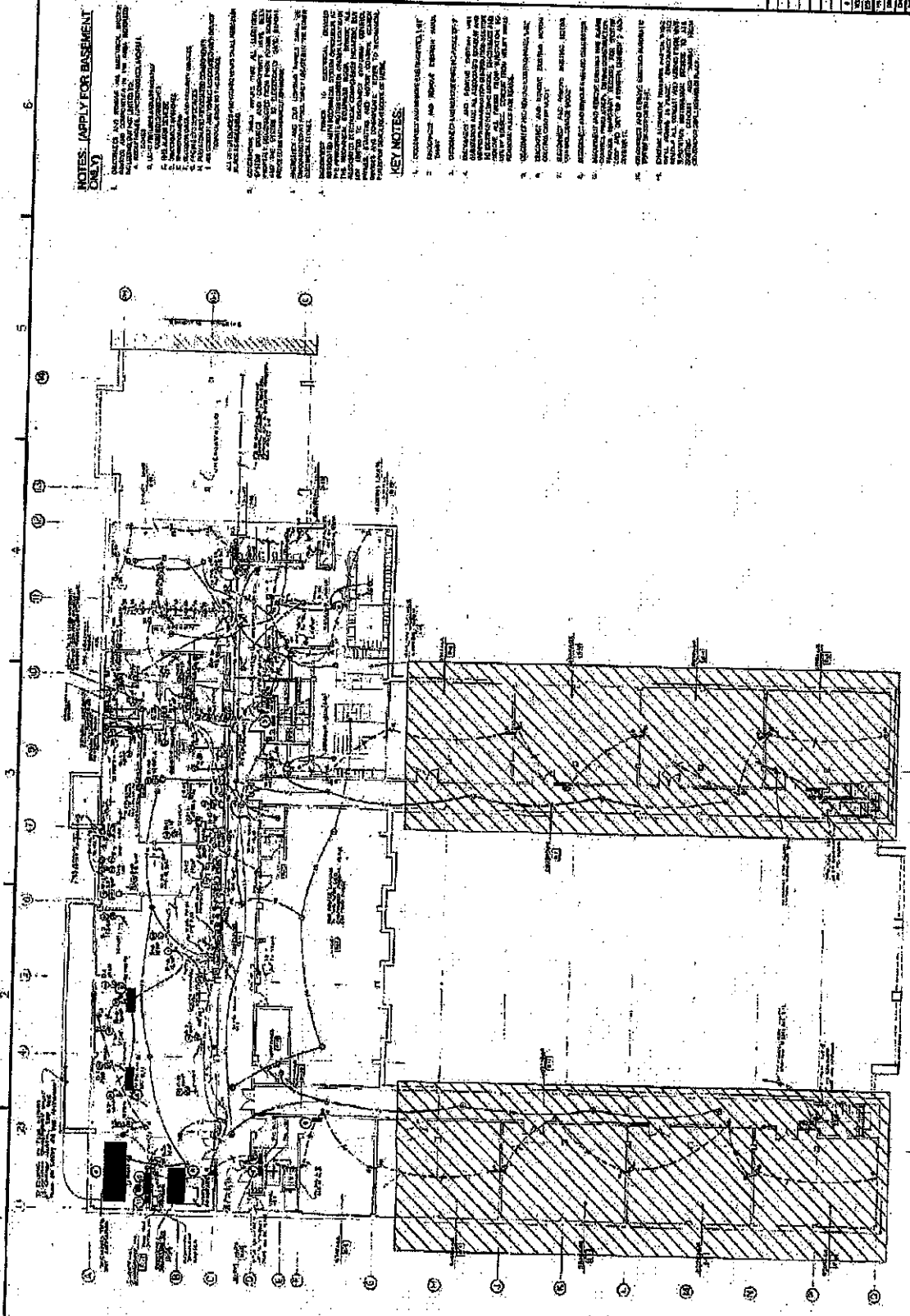
ED-101

NOTES: (APPLY FOR BASEMENT ONLY)

1. DEMOLITION SHALL BE IN ACCORDANCE WITH THE ILLINOIS CONSTRUCTION CODE, CHAPTER 14, ARTICLE 1, SECTION 14-01-01.
2. ALL DEMOLITION SHALL BE IN ACCORDANCE WITH THE ILLINOIS CONSTRUCTION CODE, CHAPTER 14, ARTICLE 1, SECTION 14-01-02.
3. ALL DEMOLITION SHALL BE IN ACCORDANCE WITH THE ILLINOIS CONSTRUCTION CODE, CHAPTER 14, ARTICLE 1, SECTION 14-01-03.
4. ALL DEMOLITION SHALL BE IN ACCORDANCE WITH THE ILLINOIS CONSTRUCTION CODE, CHAPTER 14, ARTICLE 1, SECTION 14-01-04.
5. ALL DEMOLITION SHALL BE IN ACCORDANCE WITH THE ILLINOIS CONSTRUCTION CODE, CHAPTER 14, ARTICLE 1, SECTION 14-01-05.
6. ALL DEMOLITION SHALL BE IN ACCORDANCE WITH THE ILLINOIS CONSTRUCTION CODE, CHAPTER 14, ARTICLE 1, SECTION 14-01-06.
7. ALL DEMOLITION SHALL BE IN ACCORDANCE WITH THE ILLINOIS CONSTRUCTION CODE, CHAPTER 14, ARTICLE 1, SECTION 14-01-07.
8. ALL DEMOLITION SHALL BE IN ACCORDANCE WITH THE ILLINOIS CONSTRUCTION CODE, CHAPTER 14, ARTICLE 1, SECTION 14-01-08.
9. ALL DEMOLITION SHALL BE IN ACCORDANCE WITH THE ILLINOIS CONSTRUCTION CODE, CHAPTER 14, ARTICLE 1, SECTION 14-01-09.
10. ALL DEMOLITION SHALL BE IN ACCORDANCE WITH THE ILLINOIS CONSTRUCTION CODE, CHAPTER 14, ARTICLE 1, SECTION 14-01-10.

KEY NOTES:

1. DEMOLITION SHALL BE IN ACCORDANCE WITH THE ILLINOIS CONSTRUCTION CODE, CHAPTER 14, ARTICLE 1, SECTION 14-01-01.
2. DEMOLITION SHALL BE IN ACCORDANCE WITH THE ILLINOIS CONSTRUCTION CODE, CHAPTER 14, ARTICLE 1, SECTION 14-01-02.
3. DEMOLITION SHALL BE IN ACCORDANCE WITH THE ILLINOIS CONSTRUCTION CODE, CHAPTER 14, ARTICLE 1, SECTION 14-01-03.
4. DEMOLITION SHALL BE IN ACCORDANCE WITH THE ILLINOIS CONSTRUCTION CODE, CHAPTER 14, ARTICLE 1, SECTION 14-01-04.
5. DEMOLITION SHALL BE IN ACCORDANCE WITH THE ILLINOIS CONSTRUCTION CODE, CHAPTER 14, ARTICLE 1, SECTION 14-01-05.
6. DEMOLITION SHALL BE IN ACCORDANCE WITH THE ILLINOIS CONSTRUCTION CODE, CHAPTER 14, ARTICLE 1, SECTION 14-01-06.
7. DEMOLITION SHALL BE IN ACCORDANCE WITH THE ILLINOIS CONSTRUCTION CODE, CHAPTER 14, ARTICLE 1, SECTION 14-01-07.
8. DEMOLITION SHALL BE IN ACCORDANCE WITH THE ILLINOIS CONSTRUCTION CODE, CHAPTER 14, ARTICLE 1, SECTION 14-01-08.
9. DEMOLITION SHALL BE IN ACCORDANCE WITH THE ILLINOIS CONSTRUCTION CODE, CHAPTER 14, ARTICLE 1, SECTION 14-01-09.
10. DEMOLITION SHALL BE IN ACCORDANCE WITH THE ILLINOIS CONSTRUCTION CODE, CHAPTER 14, ARTICLE 1, SECTION 14-01-10.



1. BASEMENT ELECTRICAL DEMOLITION PLAN
 SCALE: 1/8" = 1'-0"

THIS DOCUMENT IS THE PROPERTY OF THE COOK COUNTY DEPARTMENT OF CORRECTIONS. IT IS TO BE USED ONLY FOR THE PROJECT FOR WHICH IT WAS PREPARED. IT IS NOT TO BE REPRODUCED OR TRANSMITTED IN ANY FORM OR BY ANY MEANS, ELECTRONIC OR MECHANICAL, INCLUDING PHOTOCOPYING, RECORDING, OR BY ANY INFORMATION STORAGE AND RETRIEVAL SYSTEM. WITHOUT THE WRITTEN PERMISSION OF THE COOK COUNTY DEPARTMENT OF CORRECTIONS.



2700 S. CALIFORNIA AVENUE CHICAGO, ILLINOIS 60606



COOK COUNTY DEPARTMENT OF CORRECTIONS
DEMOLITION OF DIVISIONS III & XVII

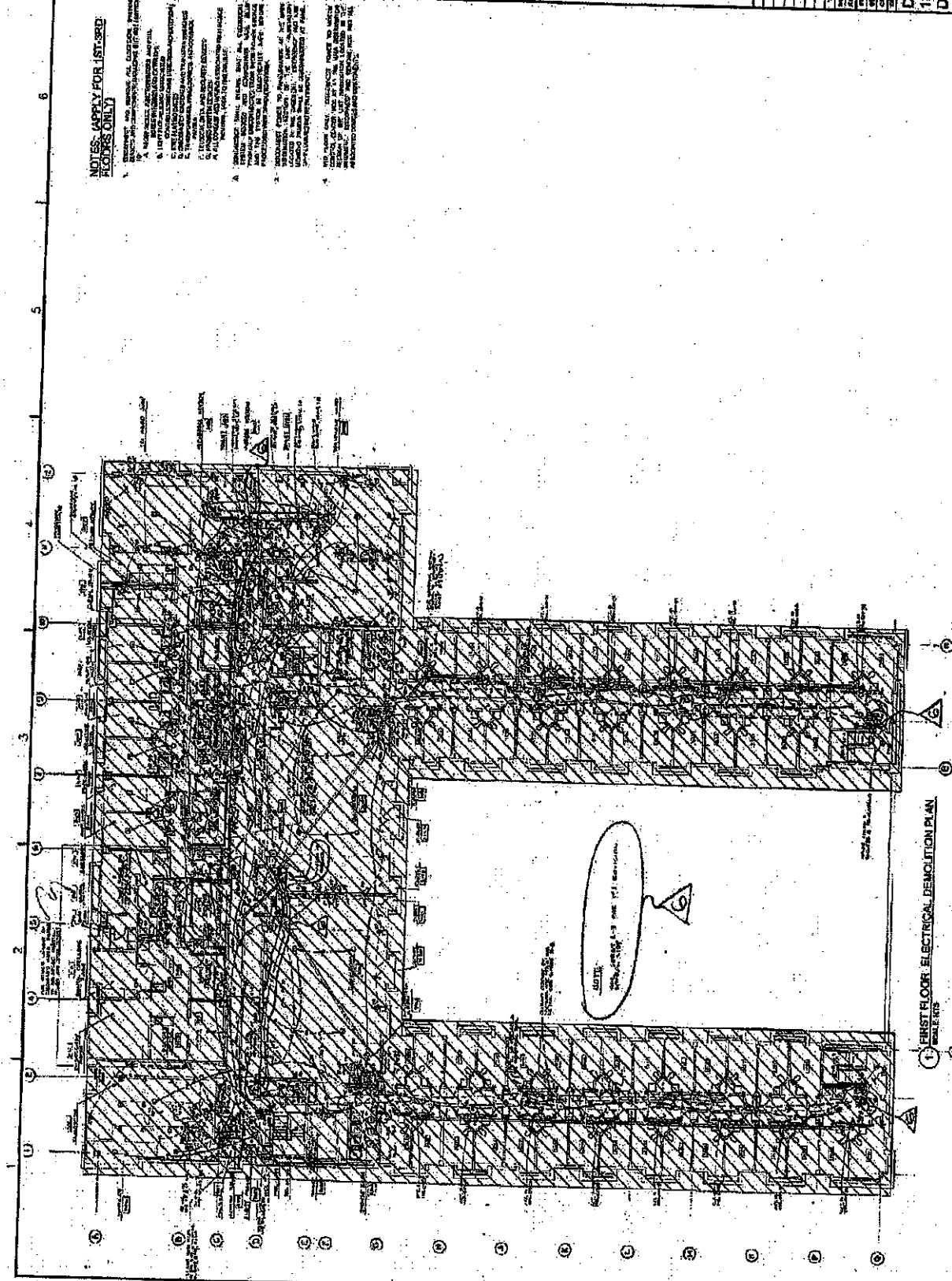
PROJECT NO.	
DATE	
DESIGNED BY	
CHECKED BY	
APPROVED BY	
DATE	
SCALE	

DIVISION 3
1ST-3RD FLOOR
DEMOLITION

ED-102

NOTES: APPLY FOR 1ST-3RD FLOORS ONLY

1. DEMOLITION SHALL BE IN ACCORDANCE WITH THE FOLLOWING:
 - A. ALL STRUCTURAL MEMBERS SHALL BE REMOVED AND THE DEBRIS SHALL BE REMOVED FROM THE SITE.
 - B. ALL UTILITIES SHALL BE DISCONNECTED AND REMOVED.
 - C. ALL MECHANICAL AND ELECTRICAL EQUIPMENT SHALL BE REMOVED.
 - D. ALL INTERIORS SHALL BE DEMOLISHED AND THE DEBRIS SHALL BE REMOVED FROM THE SITE.
 - E. ALL EXTERIORS SHALL BE DEMOLISHED AND THE DEBRIS SHALL BE REMOVED FROM THE SITE.
2. THE CONTRACTOR SHALL BE RESPONSIBLE FOR OBTAINING ALL NECESSARY PERMITS AND APPROVALS FROM THE APPROPRIATE AGENCIES.
3. THE CONTRACTOR SHALL BE RESPONSIBLE FOR THE PROTECTION OF ALL ADJACENT STRUCTURES AND UTILITIES.
4. THE CONTRACTOR SHALL BE RESPONSIBLE FOR THE PROTECTION OF ALL ADJACENT UTILITIES.
5. THE CONTRACTOR SHALL BE RESPONSIBLE FOR THE PROTECTION OF ALL ADJACENT UTILITIES.



1. FIRST FLOOR ELECTRICAL DEMOLITION PLAN
SCALE: 1/8" = 1'-0"

THIS DRAWING IS THE PROPERTY OF THE ENGINEER OR ARCHITECT AND IS NOT TO BE REPRODUCED OR TRANSMITTED IN ANY FORM OR BY ANY MEANS, ELECTRONIC OR MECHANICAL, INCLUDING PHOTOCOPYING, RECORDING, OR BY ANY INFORMATION STORAGE AND RETRIEVAL SYSTEM, WITHOUT THE WRITTEN PERMISSION OF THE ENGINEER OR ARCHITECT.



2700 S. CALIFORNIA AVENUE CHICAGO, ILLINOIS 60608
 COOK COUNTY DEPARTMENT OF CORRECTIONS
 DEMOLITION OF DIVISIONS III & XVII



2700 S. CALIFORNIA AVENUE CHICAGO, ILLINOIS 60608
 COOK COUNTY DEPARTMENT OF CORRECTIONS
 DEMOLITION OF DIVISIONS III & XVII

NO.	DATE	DESCRIPTION
1	11/17/17	ISSUED FOR PERMIT
2	11/17/17	ISSUED FOR PERMIT
3	11/17/17	ISSUED FOR PERMIT
4	11/17/17	ISSUED FOR PERMIT
5	11/17/17	ISSUED FOR PERMIT
6	11/17/17	ISSUED FOR PERMIT
7	11/17/17	ISSUED FOR PERMIT
8	11/17/17	ISSUED FOR PERMIT
9	11/17/17	ISSUED FOR PERMIT
10	11/17/17	ISSUED FOR PERMIT

DIVISION 17
 BASEMENT
 DEMOLITION

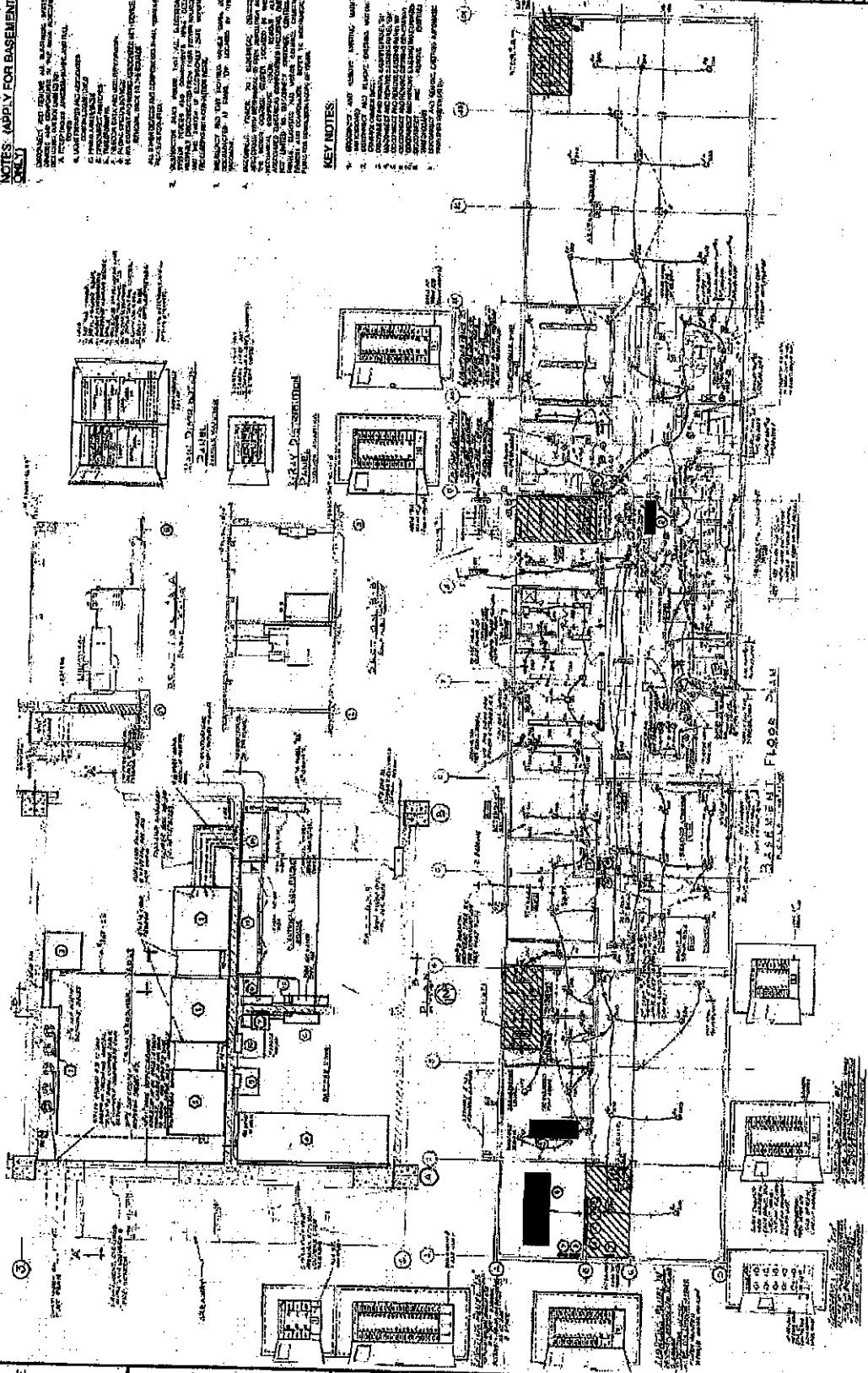
ED-103

NOTES: APPLY FOR BASEMENT
 (EXIST)

1. DEMOLITION SHALL BE IN ACCORDANCE WITH THE CITY OF CHICAGO DEMOLITION ORDINANCE AND THE ILLINOIS DEMOLITION ACT.
2. THE CONTRACTOR SHALL OBTAIN ALL NECESSARY PERMITS FROM THE CITY OF CHICAGO AND THE ILLINOIS DEPARTMENT OF CORRECTIONS.
3. THE CONTRACTOR SHALL BE RESPONSIBLE FOR THE PROTECTION OF ALL UTILITIES AND STRUCTURES TO REMAIN.
4. ALL DEMOLITION SHALL BE COMPLETED WITHIN THE SPECIFIED TIME FRAME.
5. THE CONTRACTOR SHALL MAINTAIN ACCESS TO ALL ADJACENT PROPERTIES AT ALL TIMES.
6. ALL DEMOLITION DEBRIS SHALL BE PROPERLY DISPOSED OF AT AN APPROVED LOCATION.
7. THE CONTRACTOR SHALL BE RESPONSIBLE FOR THE REDEMPTION OF ALL TAXES AND LIENS.
8. THE CONTRACTOR SHALL MAINTAIN ADEQUATE RECORDS OF ALL DEMOLITION ACTIVITIES.
9. THE CONTRACTOR SHALL BE RESPONSIBLE FOR THE PROTECTION OF ALL HISTORIC AND ARCHITECTURAL FEATURES.
10. THE CONTRACTOR SHALL BE RESPONSIBLE FOR THE PROTECTION OF ALL ENVIRONMENTAL FEATURES.

KEY NOTES:

1. DEMOLITION SHALL BE IN ACCORDANCE WITH THE CITY OF CHICAGO DEMOLITION ORDINANCE AND THE ILLINOIS DEMOLITION ACT.
2. THE CONTRACTOR SHALL OBTAIN ALL NECESSARY PERMITS FROM THE CITY OF CHICAGO AND THE ILLINOIS DEPARTMENT OF CORRECTIONS.
3. THE CONTRACTOR SHALL BE RESPONSIBLE FOR THE PROTECTION OF ALL UTILITIES AND STRUCTURES TO REMAIN.
4. ALL DEMOLITION SHALL BE COMPLETED WITHIN THE SPECIFIED TIME FRAME.
5. THE CONTRACTOR SHALL MAINTAIN ACCESS TO ALL ADJACENT PROPERTIES AT ALL TIMES.
6. ALL DEMOLITION DEBRIS SHALL BE PROPERLY DISPOSED OF AT AN APPROVED LOCATION.
7. THE CONTRACTOR SHALL BE RESPONSIBLE FOR THE REDEMPTION OF ALL TAXES AND LIENS.
8. THE CONTRACTOR SHALL MAINTAIN ADEQUATE RECORDS OF ALL DEMOLITION ACTIVITIES.
9. THE CONTRACTOR SHALL BE RESPONSIBLE FOR THE PROTECTION OF ALL HISTORIC AND ARCHITECTURAL FEATURES.
10. THE CONTRACTOR SHALL BE RESPONSIBLE FOR THE PROTECTION OF ALL ENVIRONMENTAL FEATURES.



1 BASEMENT ELECTRICAL DEMOLITION PLAN
 GENERAL

THIS DOCUMENT IS THE PROPERTY OF THE ARCHITECT AND ENGINEER. IT IS TO BE USED ONLY FOR THE PROJECT AND SITE SPECIFICALLY IDENTIFIED HEREIN. IT IS NOT TO BE REPRODUCED, COPIED, OR TRANSMITTED IN ANY FORM OR BY ANY MEANS, ELECTRONIC OR MECHANICAL, INCLUDING PHOTOCOPYING, RECORDING, OR BY ANY INFORMATION STORAGE AND RETRIEVAL SYSTEM, WITHOUT THE WRITTEN PERMISSION OF THE ARCHITECT AND ENGINEER.



2700 S. CALIFORNIA AVENUE CHICAGO, ILLINOIS 60608



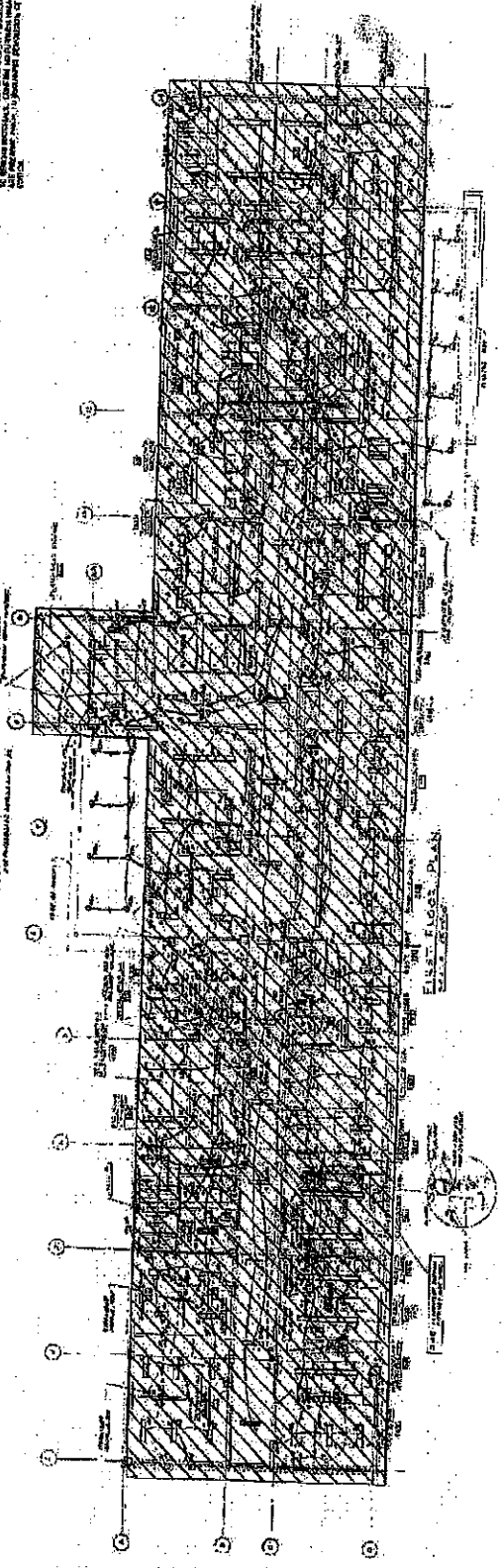
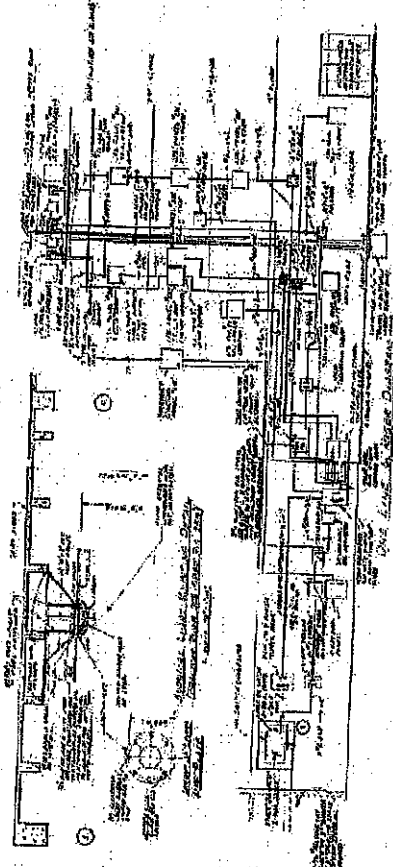
COOK COUNTY DEPARTMENT OF CORRECTIONS
DEMOLITION OF DIVISIONS III & XVII

PROJECT NO.	
DATE	
DESIGNED BY	
CHECKED BY	
APPROVED BY	
SCALE	
SHEET NO.	
TOTAL SHEETS	

DIVISION 17
1ST, 3RD FLOOR
DEMOLITION
ED-104

NOTES: (APPLY FOR 1ST-3RD FLOOR, BASEMENT AND ROOF ONLY)

1. DEMOLITION AND REMOVAL OF ALL STRUCTURAL, MECHANICAL, ELECTRICAL, AND PLUMBING SYSTEMS AND EQUIPMENT TO BE DEMOLISHED AS SHOWN ON THIS PLAN.
2. ALL DEMOLITION WORK SHALL BE ACCORDING TO THE DEMOLITION SPECIFICATIONS AND THE DEMOLITION CONTRACT DOCUMENTS.
3. ALL DEMOLITION WORK SHALL BE ACCORDING TO THE DEMOLITION CONTRACT DOCUMENTS AND THE DEMOLITION CONTRACT SPECIFICATIONS.
4. ALL DEMOLITION WORK SHALL BE ACCORDING TO THE DEMOLITION CONTRACT DOCUMENTS AND THE DEMOLITION CONTRACT SPECIFICATIONS.
5. ALL DEMOLITION WORK SHALL BE ACCORDING TO THE DEMOLITION CONTRACT DOCUMENTS AND THE DEMOLITION CONTRACT SPECIFICATIONS.
6. ALL DEMOLITION WORK SHALL BE ACCORDING TO THE DEMOLITION CONTRACT DOCUMENTS AND THE DEMOLITION CONTRACT SPECIFICATIONS.
7. ALL DEMOLITION WORK SHALL BE ACCORDING TO THE DEMOLITION CONTRACT DOCUMENTS AND THE DEMOLITION CONTRACT SPECIFICATIONS.
8. ALL DEMOLITION WORK SHALL BE ACCORDING TO THE DEMOLITION CONTRACT DOCUMENTS AND THE DEMOLITION CONTRACT SPECIFICATIONS.
9. ALL DEMOLITION WORK SHALL BE ACCORDING TO THE DEMOLITION CONTRACT DOCUMENTS AND THE DEMOLITION CONTRACT SPECIFICATIONS.
10. ALL DEMOLITION WORK SHALL BE ACCORDING TO THE DEMOLITION CONTRACT DOCUMENTS AND THE DEMOLITION CONTRACT SPECIFICATIONS.



1. FIRST ELECTRICAL DEMOLITION PLAN
SCALE: AS SHOWN

DEMOLITION OF DIVISIONS III & XVII - 1ST, 3RD FLOOR, BASEMENT AND ROOF ONLY



2700 S. CALIFORNIA AVENUE CHICAGO, ILLINOIS 60608

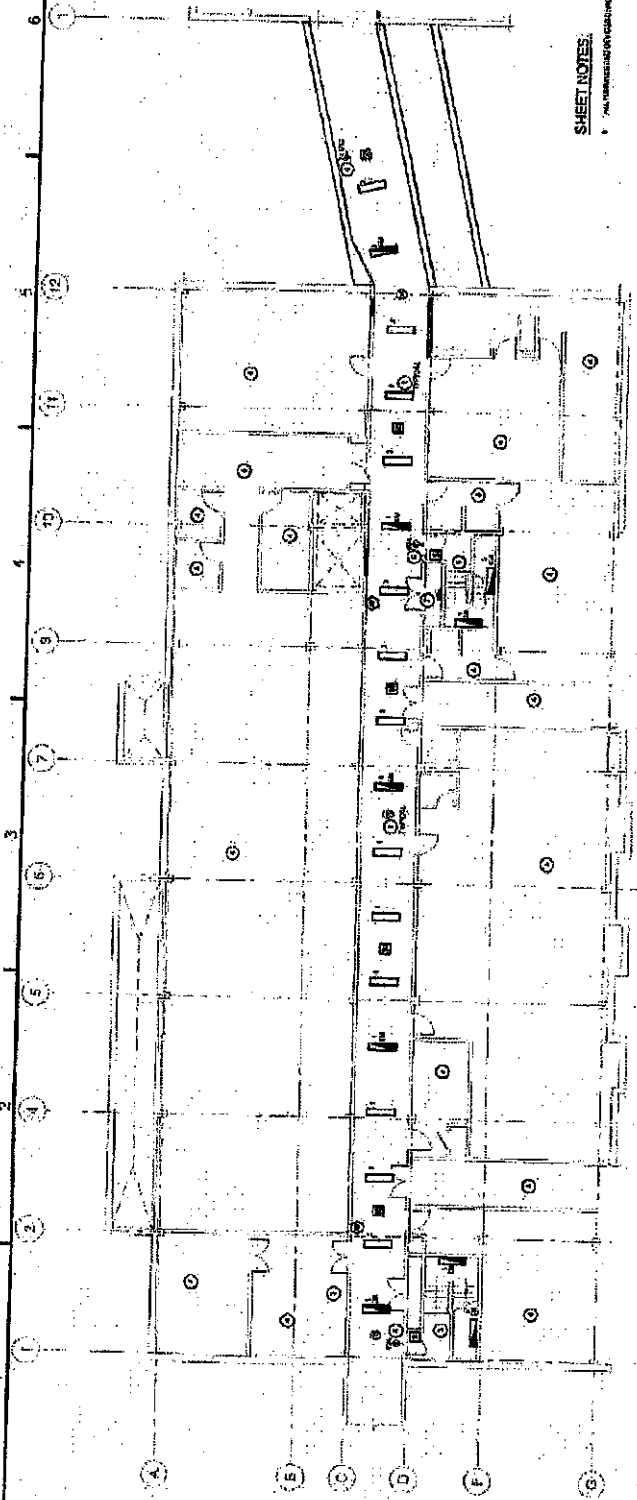


COOK COUNTY DEPARTMENT OF CORRECTIONS
DIVISION III & XVII

PROJECT NO.	
DATE	
DESIGNER	
CHECKER	
APPROVED BY	
DATE	
PROJECT TITLE	
CLIENT	
LOCATION	
DATE	
PROJECT NO.	
DATE	
DESIGNER	
CHECKER	
APPROVED BY	
DATE	
PROJECT TITLE	
CLIENT	
LOCATION	
DATE	
PROJECT NO.	
DATE	
DESIGNER	
CHECKER	
APPROVED BY	
DATE	
PROJECT TITLE	
CLIENT	
LOCATION	
DATE	

DIVISION 3
LIGHTING &
FIRE ALARM

EL-101



1 PARTIAL DIVISION 3 - BASEMENT NEW LIGHTING AND FIRE ALARM PLAN

SHEET NOTES:

1. ALL DIMENSIONS UNLESS OTHERWISE NOTED.

KEYED NOTES:

1. SEE ARCHITECTURAL DRAWINGS FOR ROOM SCHEDULES AND FINISHES. ALL LIGHTING FIXTURES SHALL BE INSTALLED IN ACCORDANCE WITH THE MANUFACTURER'S INSTALLATION INSTRUCTIONS. ALL LIGHTING FIXTURES SHALL BE INSTALLED IN ACCORDANCE WITH THE MANUFACTURER'S INSTALLATION INSTRUCTIONS.
2. ALL LIGHTING FIXTURES SHALL BE INSTALLED IN ACCORDANCE WITH THE MANUFACTURER'S INSTALLATION INSTRUCTIONS.
3. ALL LIGHTING FIXTURES SHALL BE INSTALLED IN ACCORDANCE WITH THE MANUFACTURER'S INSTALLATION INSTRUCTIONS.
4. ALL LIGHTING FIXTURES SHALL BE INSTALLED IN ACCORDANCE WITH THE MANUFACTURER'S INSTALLATION INSTRUCTIONS.
5. ALL LIGHTING FIXTURES SHALL BE INSTALLED IN ACCORDANCE WITH THE MANUFACTURER'S INSTALLATION INSTRUCTIONS.
6. ALL LIGHTING FIXTURES SHALL BE INSTALLED IN ACCORDANCE WITH THE MANUFACTURER'S INSTALLATION INSTRUCTIONS.
7. ALL LIGHTING FIXTURES SHALL BE INSTALLED IN ACCORDANCE WITH THE MANUFACTURER'S INSTALLATION INSTRUCTIONS.



2700 S. CALIFORNIA AVENUE, CHICAGO, ILLINOIS 60608

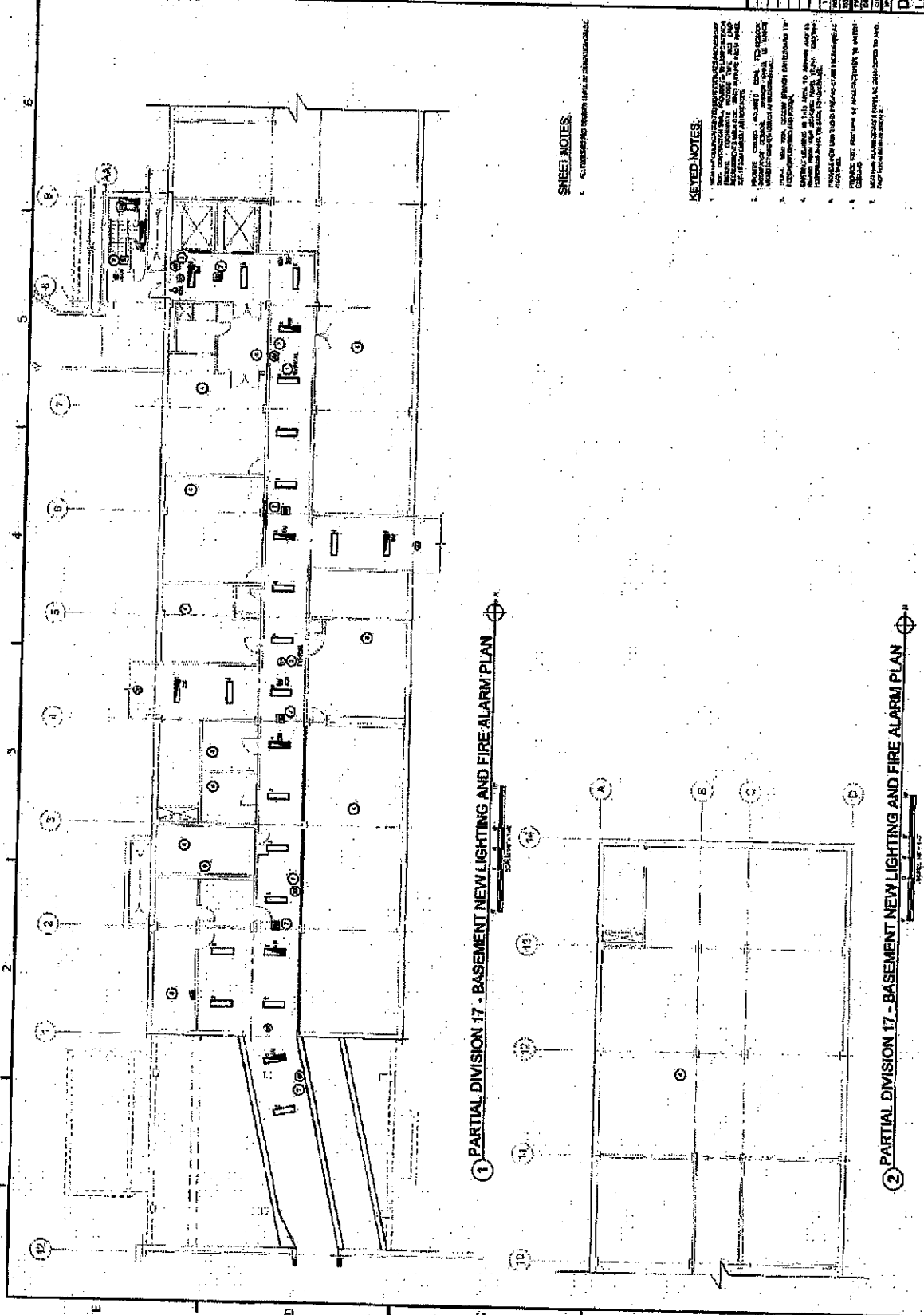


COOK COUNTY DEPARTMENT OF CORRECTIONS
DEMOLITION OF DIVISIONS III & XVII

PROJECT NO.	17-102
DATE	1/20/17
DESIGNED BY	ARCHITECT
DRAWN BY	ARCHITECT
CHECKED BY	ARCHITECT
DATE	1/20/17
PROJECT NO.	17-102
DATE	1/20/17
DESIGNED BY	ARCHITECT
DRAWN BY	ARCHITECT
CHECKED BY	ARCHITECT
DATE	1/20/17

DIVISION 17
LIGHTING &
FIRE ALARM

EL-102



1 PARTIAL DIVISION 17 - BASEMENT NEW LIGHTING AND FIRE ALARM PLAN

2 PARTIAL DIVISION 17 - BASEMENT NEW LIGHTING AND FIRE ALARM PLAN

KEYED NOTES:

1. ALL NEW LIGHTING AND FIRE ALARM DEVICES SHALL BE INSTALLED IN ACCORDANCE WITH THE LATEST EDITIONS OF THE NATIONAL ELECTRICAL CODE (NEC) AND THE NATIONAL FIRE ALARM CODE (NFPA 72).
2. ALL NEW LIGHTING AND FIRE ALARM DEVICES SHALL BE INSTALLED IN ACCORDANCE WITH THE LATEST EDITIONS OF THE NATIONAL ELECTRICAL CODE (NEC) AND THE NATIONAL FIRE ALARM CODE (NFPA 72).
3. ALL NEW LIGHTING AND FIRE ALARM DEVICES SHALL BE INSTALLED IN ACCORDANCE WITH THE LATEST EDITIONS OF THE NATIONAL ELECTRICAL CODE (NEC) AND THE NATIONAL FIRE ALARM CODE (NFPA 72).
4. ALL NEW LIGHTING AND FIRE ALARM DEVICES SHALL BE INSTALLED IN ACCORDANCE WITH THE LATEST EDITIONS OF THE NATIONAL ELECTRICAL CODE (NEC) AND THE NATIONAL FIRE ALARM CODE (NFPA 72).
5. ALL NEW LIGHTING AND FIRE ALARM DEVICES SHALL BE INSTALLED IN ACCORDANCE WITH THE LATEST EDITIONS OF THE NATIONAL ELECTRICAL CODE (NEC) AND THE NATIONAL FIRE ALARM CODE (NFPA 72).
6. ALL NEW LIGHTING AND FIRE ALARM DEVICES SHALL BE INSTALLED IN ACCORDANCE WITH THE LATEST EDITIONS OF THE NATIONAL ELECTRICAL CODE (NEC) AND THE NATIONAL FIRE ALARM CODE (NFPA 72).
7. ALL NEW LIGHTING AND FIRE ALARM DEVICES SHALL BE INSTALLED IN ACCORDANCE WITH THE LATEST EDITIONS OF THE NATIONAL ELECTRICAL CODE (NEC) AND THE NATIONAL FIRE ALARM CODE (NFPA 72).

NOTES: 1. ALL NEW LIGHTING AND FIRE ALARM DEVICES SHALL BE INSTALLED IN ACCORDANCE WITH THE LATEST EDITIONS OF THE NATIONAL ELECTRICAL CODE (NEC) AND THE NATIONAL FIRE ALARM CODE (NFPA 72).



2700 S. CALIFORNIA AVENUE CHICAGO, ILLINOIS 60608
 COOK COUNTY DEPARTMENT OF CORRECTIONS
 DEMOLITION OF DIVISIONS III & XVII




2700 S. CALIFORNIA AVENUE CHICAGO, ILLINOIS 60608
 COOK COUNTY DEPARTMENT OF CORRECTIONS
 DEMOLITION OF DIVISIONS III & XVII

NO.	DATE	DESCRIPTION
1	10/20/17	ISSUED FOR PERMIT
2	11/15/17	REVISIONS
3	12/01/17	REVISIONS
4	01/15/18	REVISIONS
5	02/01/18	REVISIONS
6	03/01/18	REVISIONS
7	04/01/18	REVISIONS
8	05/01/18	REVISIONS
9	06/01/18	REVISIONS
10	07/01/18	REVISIONS
11	08/01/18	REVISIONS
12	09/01/18	REVISIONS
13	10/01/18	REVISIONS
14	11/01/18	REVISIONS
15	12/01/18	REVISIONS
16	01/01/19	REVISIONS
17	02/01/19	REVISIONS
18	03/01/19	REVISIONS
19	04/01/19	REVISIONS
20	05/01/19	REVISIONS
21	06/01/19	REVISIONS
22	07/01/19	REVISIONS
23	08/01/19	REVISIONS
24	09/01/19	REVISIONS
25	10/01/19	REVISIONS
26	11/01/19	REVISIONS
27	12/01/19	REVISIONS
28	01/01/20	REVISIONS
29	02/01/20	REVISIONS
30	03/01/20	REVISIONS
31	04/01/20	REVISIONS
32	05/01/20	REVISIONS
33	06/01/20	REVISIONS
34	07/01/20	REVISIONS
35	08/01/20	REVISIONS
36	09/01/20	REVISIONS
37	10/01/20	REVISIONS
38	11/01/20	REVISIONS
39	12/01/20	REVISIONS
40	01/01/21	REVISIONS
41	02/01/21	REVISIONS
42	03/01/21	REVISIONS
43	04/01/21	REVISIONS
44	05/01/21	REVISIONS
45	06/01/21	REVISIONS
46	07/01/21	REVISIONS
47	08/01/21	REVISIONS
48	09/01/21	REVISIONS
49	10/01/21	REVISIONS
50	11/01/21	REVISIONS
51	12/01/21	REVISIONS
52	01/01/22	REVISIONS
53	02/01/22	REVISIONS
54	03/01/22	REVISIONS
55	04/01/22	REVISIONS
56	05/01/22	REVISIONS
57	06/01/22	REVISIONS
58	07/01/22	REVISIONS
59	08/01/22	REVISIONS
60	09/01/22	REVISIONS
61	10/01/22	REVISIONS
62	11/01/22	REVISIONS
63	12/01/22	REVISIONS
64	01/01/23	REVISIONS
65	02/01/23	REVISIONS
66	03/01/23	REVISIONS
67	04/01/23	REVISIONS
68	05/01/23	REVISIONS
69	06/01/23	REVISIONS
70	07/01/23	REVISIONS
71	08/01/23	REVISIONS
72	09/01/23	REVISIONS
73	10/01/23	REVISIONS
74	11/01/23	REVISIONS
75	12/01/23	REVISIONS
76	01/01/24	REVISIONS
77	02/01/24	REVISIONS
78	03/01/24	REVISIONS
79	04/01/24	REVISIONS
80	05/01/24	REVISIONS
81	06/01/24	REVISIONS
82	07/01/24	REVISIONS
83	08/01/24	REVISIONS
84	09/01/24	REVISIONS
85	10/01/24	REVISIONS
86	11/01/24	REVISIONS
87	12/01/24	REVISIONS
88	01/01/25	REVISIONS
89	02/01/25	REVISIONS
90	03/01/25	REVISIONS
91	04/01/25	REVISIONS
92	05/01/25	REVISIONS
93	06/01/25	REVISIONS
94	07/01/25	REVISIONS
95	08/01/25	REVISIONS
96	09/01/25	REVISIONS
97	10/01/25	REVISIONS
98	11/01/25	REVISIONS
99	12/01/25	REVISIONS
100	01/01/26	REVISIONS

EP-100

NOTES



① ELECTRICAL SITE PLAN
 SCALE: 1/8" = 1'-0"

1. ALL ELECTRICAL WORK SHALL BE PERFORMED IN ACCORDANCE WITH THE NATIONAL ELECTRICAL CODE (NEC) AND THE ILLINOIS ELECTRICAL CODE (IEC).
 2. ALL ELECTRICAL WORK SHALL BE PERFORMED BY A LICENSED ELECTRICIAN.
 3. ALL ELECTRICAL WORK SHALL BE PERFORMED IN ACCORDANCE WITH THE ILLINOIS ELECTRICAL CODE (IEC) AND THE NATIONAL ELECTRICAL CODE (NEC).
 4. ALL ELECTRICAL WORK SHALL BE PERFORMED IN ACCORDANCE WITH THE ILLINOIS ELECTRICAL CODE (IEC) AND THE NATIONAL ELECTRICAL CODE (NEC).
 5. ALL ELECTRICAL WORK SHALL BE PERFORMED IN ACCORDANCE WITH THE ILLINOIS ELECTRICAL CODE (IEC) AND THE NATIONAL ELECTRICAL CODE (NEC).
 6. ALL ELECTRICAL WORK SHALL BE PERFORMED IN ACCORDANCE WITH THE ILLINOIS ELECTRICAL CODE (IEC) AND THE NATIONAL ELECTRICAL CODE (NEC).
 7. ALL ELECTRICAL WORK SHALL BE PERFORMED IN ACCORDANCE WITH THE ILLINOIS ELECTRICAL CODE (IEC) AND THE NATIONAL ELECTRICAL CODE (NEC).
 8. ALL ELECTRICAL WORK SHALL BE PERFORMED IN ACCORDANCE WITH THE ILLINOIS ELECTRICAL CODE (IEC) AND THE NATIONAL ELECTRICAL CODE (NEC).
 9. ALL ELECTRICAL WORK SHALL BE PERFORMED IN ACCORDANCE WITH THE ILLINOIS ELECTRICAL CODE (IEC) AND THE NATIONAL ELECTRICAL CODE (NEC).
 10. ALL ELECTRICAL WORK SHALL BE PERFORMED IN ACCORDANCE WITH THE ILLINOIS ELECTRICAL CODE (IEC) AND THE NATIONAL ELECTRICAL CODE (NEC).



MEYER ENGINEERING & ARCHITECTURE
 3500 N. ELSTON AVENUE
 CHICAGO, IL 60647
 TEL: 773.525.4444
 FAX: 773.525.4444
 WWW.MEYERENGINEERING.COM

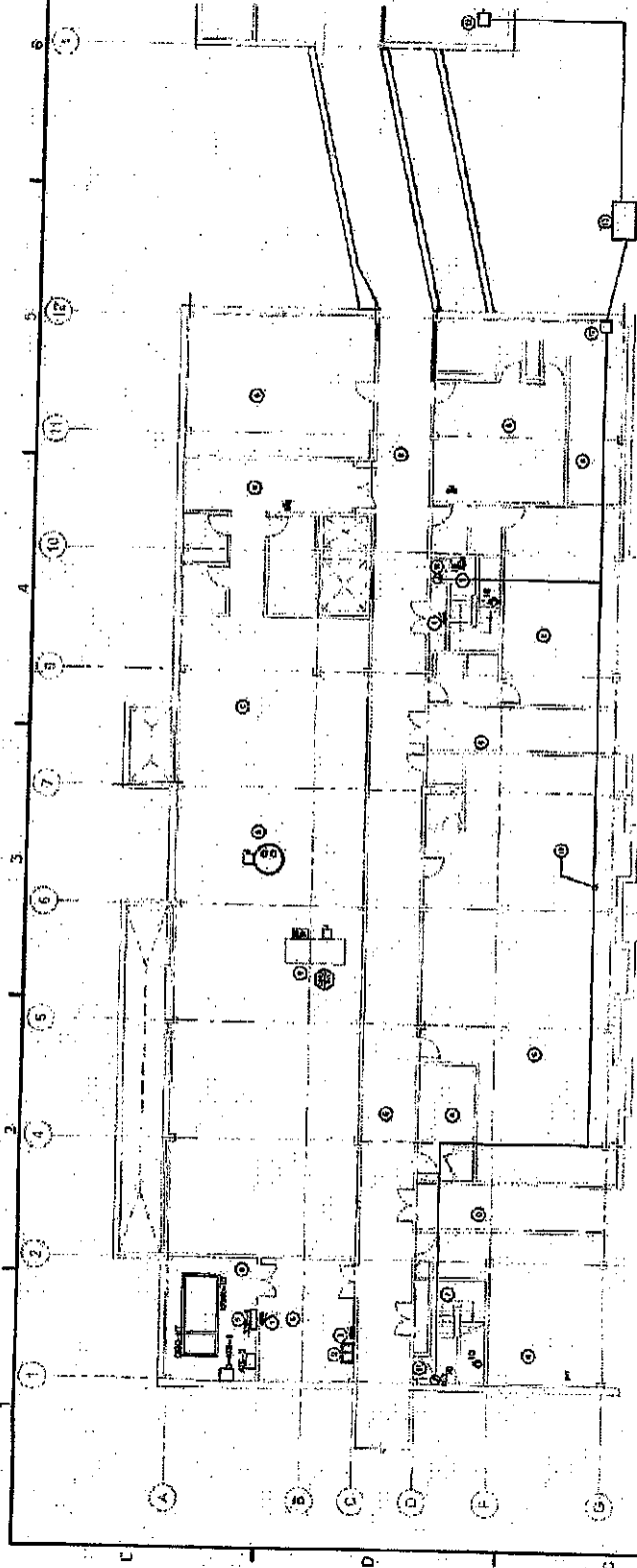


COOK COUNTY DEPARTMENT OF CORRECTIONS
 DEMOLITION OF DIVISIONS III & XVII

2700 S. CALIFORNIA AVENUE CHICAGO, ILLINOIS 60606

DIVISION 3
 POWER

EP-101



1 PARTIAL DIVISION 3 - BASEMENT NEW POWER PLAN



KEYED NOTES:

1. ALL EXISTING AND PROPOSED ELECTRICAL WORK SHALL BE IN ACCORDANCE WITH THE NATIONAL ELECTRICAL CODE (NEC) AS AMENDED BY THE ILLINOIS ELECTRICAL CODE.
2. ALL ELECTRICAL WORK SHALL BE INSTALLED IN ACCORDANCE WITH THE NATIONAL ELECTRICAL CODE (NEC) AS AMENDED BY THE ILLINOIS ELECTRICAL CODE.
3. ALL ELECTRICAL WORK SHALL BE INSTALLED IN ACCORDANCE WITH THE NATIONAL ELECTRICAL CODE (NEC) AS AMENDED BY THE ILLINOIS ELECTRICAL CODE.
4. ALL ELECTRICAL WORK SHALL BE INSTALLED IN ACCORDANCE WITH THE NATIONAL ELECTRICAL CODE (NEC) AS AMENDED BY THE ILLINOIS ELECTRICAL CODE.
5. ALL ELECTRICAL WORK SHALL BE INSTALLED IN ACCORDANCE WITH THE NATIONAL ELECTRICAL CODE (NEC) AS AMENDED BY THE ILLINOIS ELECTRICAL CODE.
6. ALL ELECTRICAL WORK SHALL BE INSTALLED IN ACCORDANCE WITH THE NATIONAL ELECTRICAL CODE (NEC) AS AMENDED BY THE ILLINOIS ELECTRICAL CODE.
7. ALL ELECTRICAL WORK SHALL BE INSTALLED IN ACCORDANCE WITH THE NATIONAL ELECTRICAL CODE (NEC) AS AMENDED BY THE ILLINOIS ELECTRICAL CODE.
8. ALL ELECTRICAL WORK SHALL BE INSTALLED IN ACCORDANCE WITH THE NATIONAL ELECTRICAL CODE (NEC) AS AMENDED BY THE ILLINOIS ELECTRICAL CODE.
9. ALL ELECTRICAL WORK SHALL BE INSTALLED IN ACCORDANCE WITH THE NATIONAL ELECTRICAL CODE (NEC) AS AMENDED BY THE ILLINOIS ELECTRICAL CODE.
10. ALL ELECTRICAL WORK SHALL BE INSTALLED IN ACCORDANCE WITH THE NATIONAL ELECTRICAL CODE (NEC) AS AMENDED BY THE ILLINOIS ELECTRICAL CODE.
11. ALL ELECTRICAL WORK SHALL BE INSTALLED IN ACCORDANCE WITH THE NATIONAL ELECTRICAL CODE (NEC) AS AMENDED BY THE ILLINOIS ELECTRICAL CODE.
12. ALL ELECTRICAL WORK SHALL BE INSTALLED IN ACCORDANCE WITH THE NATIONAL ELECTRICAL CODE (NEC) AS AMENDED BY THE ILLINOIS ELECTRICAL CODE.
13. ALL ELECTRICAL WORK SHALL BE INSTALLED IN ACCORDANCE WITH THE NATIONAL ELECTRICAL CODE (NEC) AS AMENDED BY THE ILLINOIS ELECTRICAL CODE.
14. ALL ELECTRICAL WORK SHALL BE INSTALLED IN ACCORDANCE WITH THE NATIONAL ELECTRICAL CODE (NEC) AS AMENDED BY THE ILLINOIS ELECTRICAL CODE.
15. ALL ELECTRICAL WORK SHALL BE INSTALLED IN ACCORDANCE WITH THE NATIONAL ELECTRICAL CODE (NEC) AS AMENDED BY THE ILLINOIS ELECTRICAL CODE.
16. ALL ELECTRICAL WORK SHALL BE INSTALLED IN ACCORDANCE WITH THE NATIONAL ELECTRICAL CODE (NEC) AS AMENDED BY THE ILLINOIS ELECTRICAL CODE.
17. ALL ELECTRICAL WORK SHALL BE INSTALLED IN ACCORDANCE WITH THE NATIONAL ELECTRICAL CODE (NEC) AS AMENDED BY THE ILLINOIS ELECTRICAL CODE.
18. ALL ELECTRICAL WORK SHALL BE INSTALLED IN ACCORDANCE WITH THE NATIONAL ELECTRICAL CODE (NEC) AS AMENDED BY THE ILLINOIS ELECTRICAL CODE.
19. ALL ELECTRICAL WORK SHALL BE INSTALLED IN ACCORDANCE WITH THE NATIONAL ELECTRICAL CODE (NEC) AS AMENDED BY THE ILLINOIS ELECTRICAL CODE.
20. ALL ELECTRICAL WORK SHALL BE INSTALLED IN ACCORDANCE WITH THE NATIONAL ELECTRICAL CODE (NEC) AS AMENDED BY THE ILLINOIS ELECTRICAL CODE.

THIS DRAWING IS THE PROPERTY OF MEYER ENGINEERING & ARCHITECTURE. IT IS NOT TO BE REPRODUCED OR TRANSMITTED IN ANY FORM OR BY ANY MEANS, ELECTRONIC OR MECHANICAL, INCLUDING PHOTOCOPYING, RECORDING, OR BY ANY INFORMATION STORAGE AND RETRIEVAL SYSTEM, WITHOUT THE WRITTEN PERMISSION OF MEYER ENGINEERING & ARCHITECTURE.

1/27/2017 10:28 AM - 001 DIVISION 3 NEW POWER PLAN - WESTING 2/27/2017 4:07 PM JAZZ DEWANNIS
 \\MFC-001\PROJECTS\2017\001-001 DIVISION 3 NEW POWER PLAN - WESTING 2/27/2017 4:07 PM JAZZ DEWANNIS



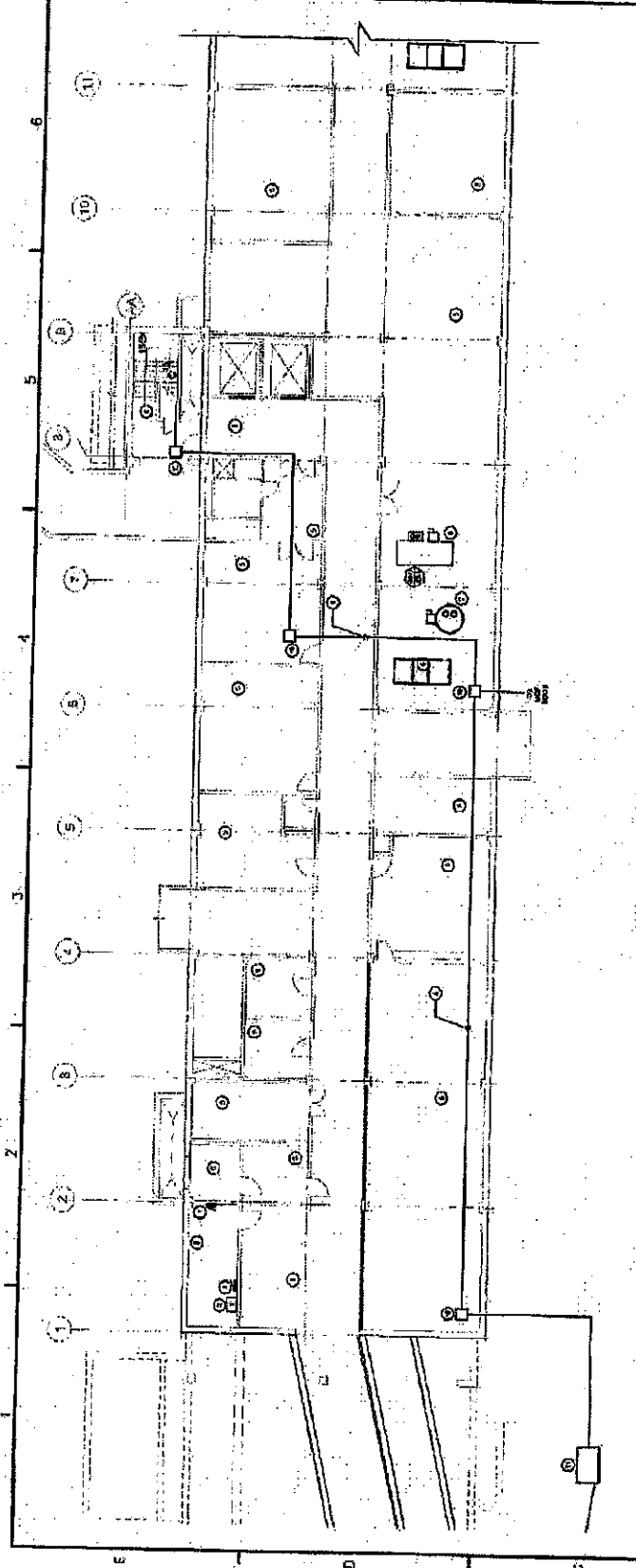
2700 S. CALIFORNIA AVENUE CHICAGO, ILLINOIS 60604
 DIVISION 17
 NEW WORK
 PLAN



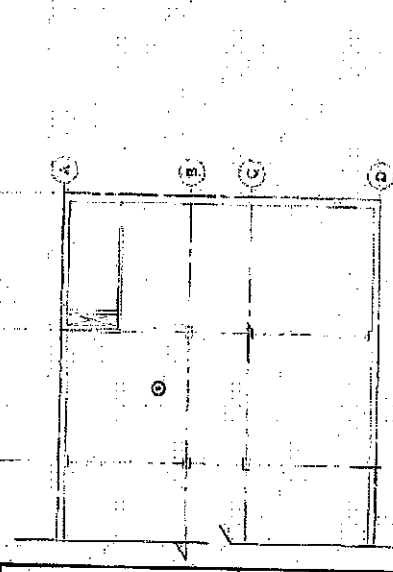
COOK COUNTY DEPARTMENT OF CORRECTIONS
 DEMOLITION OF DIVISIONS III & XVII

PROJECT NO.	
DATE	
DESIGNER	
CHECKER	
APPROVED BY	
DATE	

2700 S. CALIFORNIA AVENUE CHICAGO, ILLINOIS 60604
 DIVISION 17
 NEW WORK
 PLAN
 EP-102



1 PARTIAL DIVISION 17 - BASEMENT NEW POWER PLAN



2 PARTIAL DIVISION 17 - BASEMENT NEW POWER PLAN

- KEYED NOTES:**
1. REFER TO SHEET EP-101 FOR ELECTRICAL SCHEDULES.
 2. REFER TO SHEET EP-101 FOR ELECTRICAL SCHEDULES.
 3. REFER TO SHEET EP-101 FOR ELECTRICAL SCHEDULES.
 4. REFER TO SHEET EP-101 FOR ELECTRICAL SCHEDULES.
 5. REFER TO SHEET EP-101 FOR ELECTRICAL SCHEDULES.
 6. REFER TO SHEET EP-101 FOR ELECTRICAL SCHEDULES.
 7. REFER TO SHEET EP-101 FOR ELECTRICAL SCHEDULES.
 8. REFER TO SHEET EP-101 FOR ELECTRICAL SCHEDULES.
 9. REFER TO SHEET EP-101 FOR ELECTRICAL SCHEDULES.
 10. REFER TO SHEET EP-101 FOR ELECTRICAL SCHEDULES.
 11. REFER TO SHEET EP-101 FOR ELECTRICAL SCHEDULES.
 12. REFER TO SHEET EP-101 FOR ELECTRICAL SCHEDULES.
 13. REFER TO SHEET EP-101 FOR ELECTRICAL SCHEDULES.
 14. REFER TO SHEET EP-101 FOR ELECTRICAL SCHEDULES.
 15. REFER TO SHEET EP-101 FOR ELECTRICAL SCHEDULES.
 16. REFER TO SHEET EP-101 FOR ELECTRICAL SCHEDULES.
 17. REFER TO SHEET EP-101 FOR ELECTRICAL SCHEDULES.
 18. REFER TO SHEET EP-101 FOR ELECTRICAL SCHEDULES.

THIS DRAWING IS THE PROPERTY OF THE ARCHITECT AND SHALL NOT BE REPRODUCED OR TRANSMITTED IN ANY FORM OR BY ANY MEANS, ELECTRONIC OR MECHANICAL, WITHOUT THE WRITTEN PERMISSION OF THE ARCHITECT.



PROFESSIONAL ENGINEER
 ILLINOIS LICENSE NO. 001-001-001-001
 DESIGNER

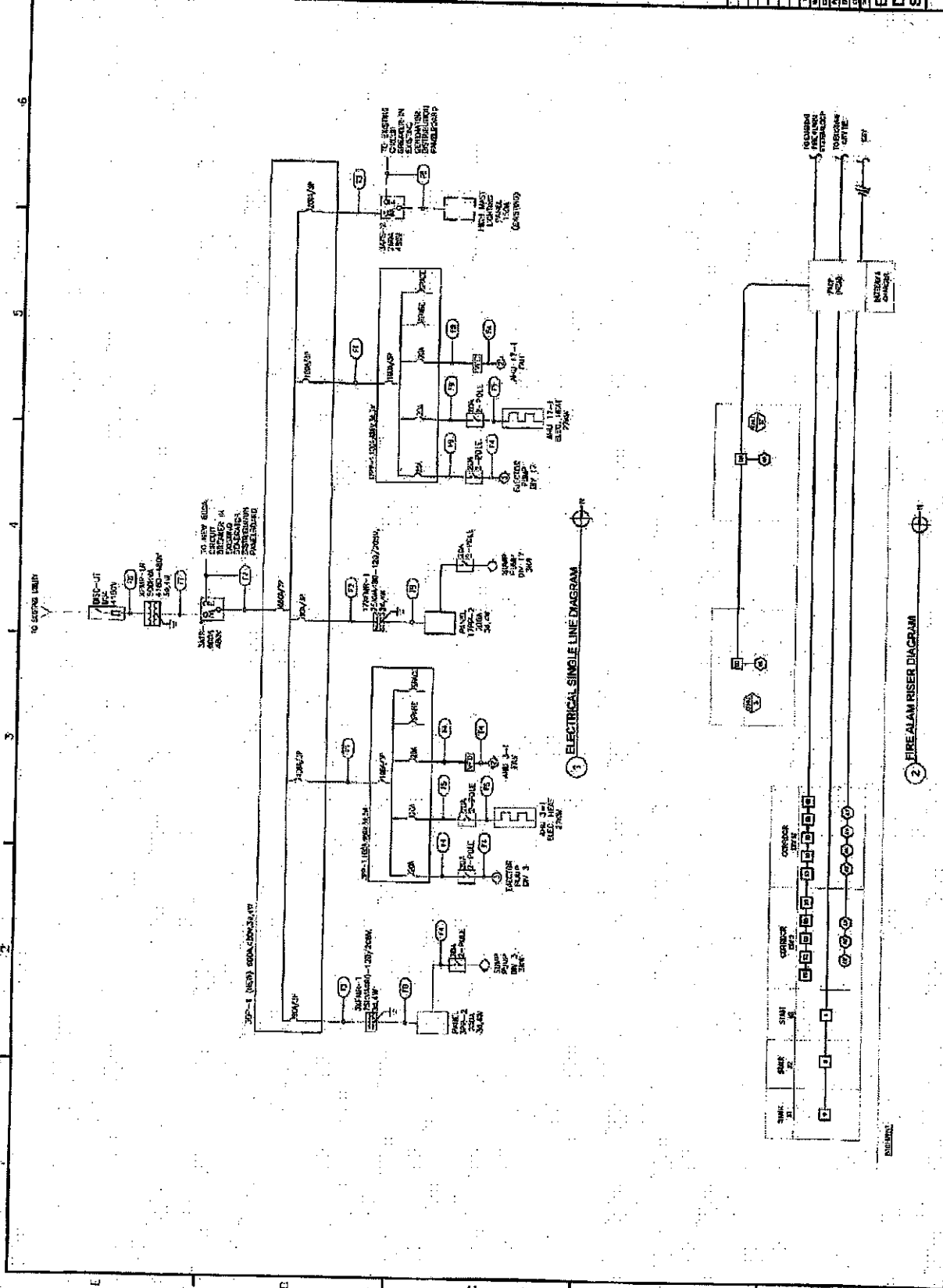


COOK COUNTY DEPARTMENT OF CORRECTIONS
 DEMOLITION OF DIVISIONS III & XVII
 2700 S. CALIFORNIA AVENUE CHICAGO, ILLINOIS 60608

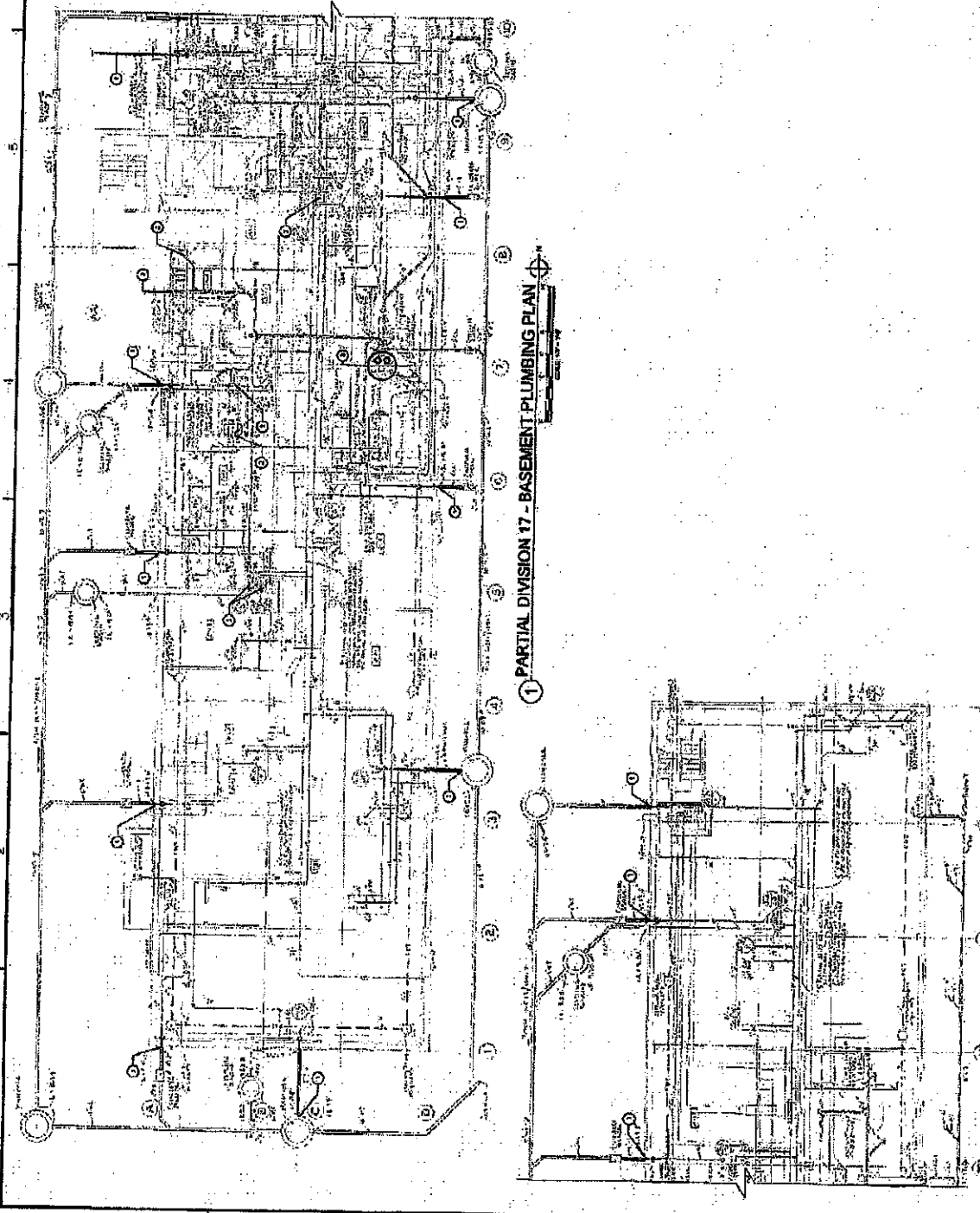
NO.	DATE	DESCRIPTION
1	08/14/19	ISSUED FOR PERMITS
2	08/21/19	REVISED FOR PERMITS
3	08/28/19	REVISED FOR PERMITS
4	09/04/19	REVISED FOR PERMITS
5	09/11/19	REVISED FOR PERMITS
6	09/18/19	REVISED FOR PERMITS
7	09/25/19	REVISED FOR PERMITS
8	10/02/19	REVISED FOR PERMITS
9	10/09/19	REVISED FOR PERMITS
10	10/16/19	REVISED FOR PERMITS
11	10/23/19	REVISED FOR PERMITS
12	10/30/19	REVISED FOR PERMITS
13	11/06/19	REVISED FOR PERMITS
14	11/13/19	REVISED FOR PERMITS
15	11/20/19	REVISED FOR PERMITS
16	11/27/19	REVISED FOR PERMITS
17	12/04/19	REVISED FOR PERMITS
18	12/11/19	REVISED FOR PERMITS
19	12/18/19	REVISED FOR PERMITS
20	12/25/19	REVISED FOR PERMITS

ELECTRICAL DIAGRAMS AND SCHEDULES

EP-200



NOT TO SCALE
 THIS DRAWING IS THE PROPERTY OF THE DESIGNER AND SHALL BE KEPT IN THE DESIGNER'S OFFICE. THE CONTRACTOR SHALL BE RESPONSIBLE FOR OBTAINING ALL NECESSARY PERMITS AND APPROVALS FROM THE APPROPRIATE AGENCIES. THE CONTRACTOR SHALL BE RESPONSIBLE FOR OBTAINING ALL NECESSARY PERMITS AND APPROVALS FROM THE APPROPRIATE AGENCIES. THE CONTRACTOR SHALL BE RESPONSIBLE FOR OBTAINING ALL NECESSARY PERMITS AND APPROVALS FROM THE APPROPRIATE AGENCIES.



NOTES:

1. VERIFY ALL CONDITIONS AND DIMENSIONS OF EXISTING WORK PRIOR TO CONSTRUCTION.
2. VERIFY ALL CONDITIONS AND DIMENSIONS OF EXISTING WORK PRIOR TO CONSTRUCTION.
3. VERIFY ALL CONDITIONS AND DIMENSIONS OF EXISTING WORK PRIOR TO CONSTRUCTION.
4. VERIFY ALL CONDITIONS AND DIMENSIONS OF EXISTING WORK PRIOR TO CONSTRUCTION.

KEY NOTES:

1. VERIFY ALL CONDITIONS AND DIMENSIONS OF EXISTING WORK PRIOR TO CONSTRUCTION.
2. VERIFY ALL CONDITIONS AND DIMENSIONS OF EXISTING WORK PRIOR TO CONSTRUCTION.
3. VERIFY ALL CONDITIONS AND DIMENSIONS OF EXISTING WORK PRIOR TO CONSTRUCTION.
4. VERIFY ALL CONDITIONS AND DIMENSIONS OF EXISTING WORK PRIOR TO CONSTRUCTION.

1 PARTIAL DIVISION 17 - BASEMENT PLUMBING PLAN

2 PARTIAL DIVISION 17 - BASEMENT PLUMBING PLAN

COOK COUNTY DEPARTMENT OF CORRECTIONS
 DEMOLITION OF DIVISIONS III & XVII
 2700 S. CALIFORNIA AVENUE CHICAGO, ILLINOIS 60608



DIVISION 17
 NEW WORK
 PLAN

P-102

THIS DOCUMENT CONTAINS INFORMATION OF A CONFIDENTIAL NATURE. IT IS THE PROPERTY OF THE ENGINEER, ARCHITECT, OR CONTRACTOR. IT IS NOT TO BE REPRODUCED, COPIED, OR TRANSMITTED IN ANY FORM OR BY ANY MEANS, ELECTRONIC OR MECHANICAL, INCLUDING PHOTOCOPYING, RECORDING, OR BY ANY INFORMATION STORAGE AND RETRIEVAL SYSTEM. WITHOUT THE WRITTEN PERMISSION OF THE ENGINEER, ARCHITECT, OR CONTRACTOR.

TD-101

TELECOM
 NOTES AND
 DIAGRAM

COOK COUNTY DEPARTMENT OF CORRECTIONS
 DEMOLITION OF DIVISIONS III & XVII



GENERAL NOTES

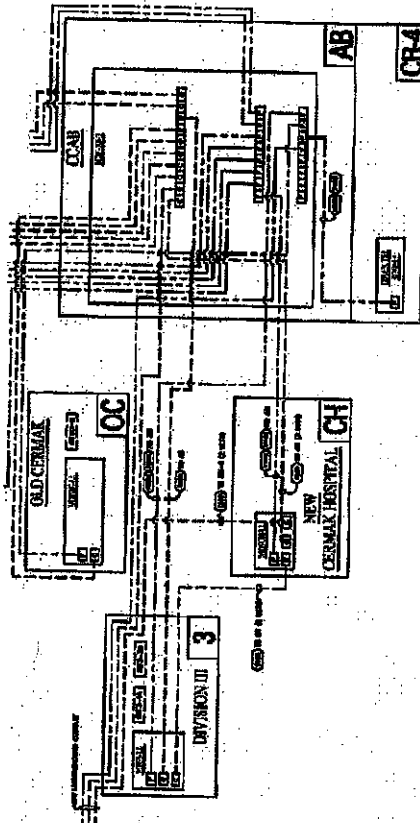
1. ALL WORK SHALL BE IN ACCORDANCE WITH THE LATEST EDITIONS OF THE NATIONAL ELECTRICAL CODE (NEC) AND THE NATIONAL FIRE ALARM AND SIGNALING CODE (NFPA 72), AS WELL AS THE ILLINOIS ELECTRICAL CODE (IEC) AND THE ILLINOIS FIRE ALARM AND SIGNALING CODE (IFASC).

2. ALL WORK SHALL BE IN ACCORDANCE WITH THE LATEST EDITIONS OF THE NATIONAL ELECTRICAL CODE (NEC) AND THE NATIONAL FIRE ALARM AND SIGNALING CODE (NFPA 72), AS WELL AS THE ILLINOIS ELECTRICAL CODE (IEC) AND THE ILLINOIS FIRE ALARM AND SIGNALING CODE (IFASC).

3. ALL WORK SHALL BE IN ACCORDANCE WITH THE LATEST EDITIONS OF THE NATIONAL ELECTRICAL CODE (NEC) AND THE NATIONAL FIRE ALARM AND SIGNALING CODE (NFPA 72), AS WELL AS THE ILLINOIS ELECTRICAL CODE (IEC) AND THE ILLINOIS FIRE ALARM AND SIGNALING CODE (IFASC).

4. ALL WORK SHALL BE IN ACCORDANCE WITH THE LATEST EDITIONS OF THE NATIONAL ELECTRICAL CODE (NEC) AND THE NATIONAL FIRE ALARM AND SIGNALING CODE (NFPA 72), AS WELL AS THE ILLINOIS ELECTRICAL CODE (IEC) AND THE ILLINOIS FIRE ALARM AND SIGNALING CODE (IFASC).

5. ALL WORK SHALL BE IN ACCORDANCE WITH THE LATEST EDITIONS OF THE NATIONAL ELECTRICAL CODE (NEC) AND THE NATIONAL FIRE ALARM AND SIGNALING CODE (NFPA 72), AS WELL AS THE ILLINOIS ELECTRICAL CODE (IEC) AND THE ILLINOIS FIRE ALARM AND SIGNALING CODE (IFASC).



1 PARTIAL DIVISION 3 & DIVISION 17 BACBORN'S SCHEMATIC

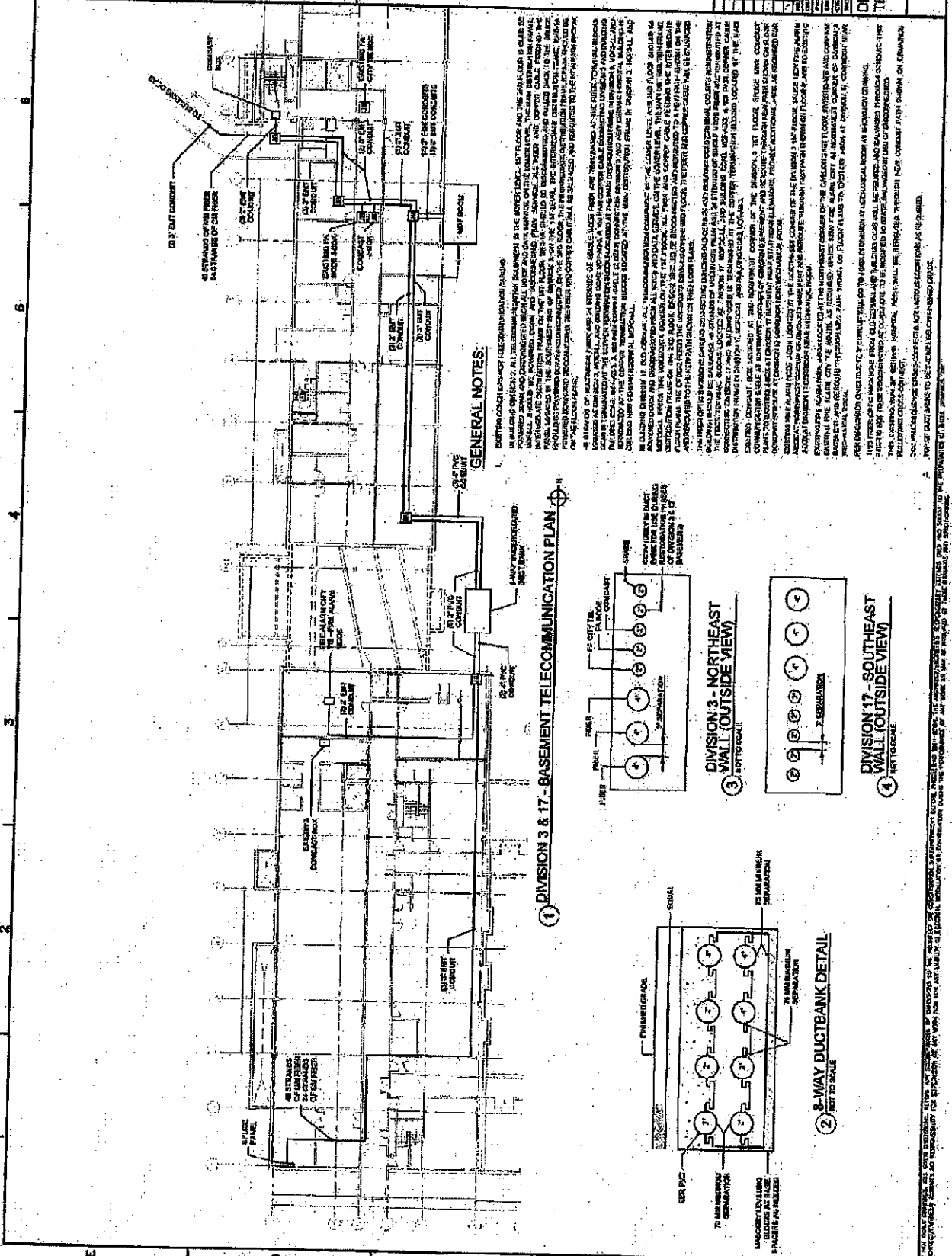
THIS DOCUMENT IS THE PROPERTY OF THE COMPANY AND IS LOANED TO YOU FOR YOUR INFORMATION ONLY. IT IS NOT TO BE REPRODUCED, COPIED, OR TRANSMITTED IN ANY FORM OR BY ANY MEANS, ELECTRONIC OR MECHANICAL, INCLUDING PHOTOCOPYING, RECORDING, OR BY ANY INFORMATION STORAGE AND RETRIEVAL SYSTEM, WITHOUT THE WRITTEN PERMISSION OF THE COMPANY. THE COMPANY SHALL NOT BE LIABLE FOR ANY DAMAGE TO PERSONS OR PROPERTY, INCLUDING ANY LOSS OF PROFITS OR BUSINESS, ARISING OUT OF THE USE OF THIS DOCUMENT.



COOK COUNTY DEPARTMENT OF CORRECTIONS
 DEMOLITION OF DIVISIONS III & XVII
 2709 S. CALIFORNIA AVENUE CHICAGO, ILLINOIS 60608

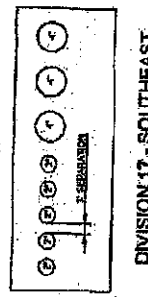

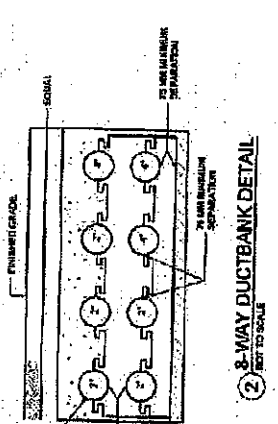
**DIVISION 3 & 17
TELECOM PLAN**

T-101



GENERAL NOTES:

1. THIS PLAN SHOWS THE TELECOMMUNICATIONS PLAN FOR DIVISIONS 3 & 17. ALL TELECOMMUNICATIONS EQUIPMENT IS TO BE INSTALLED AS SHOWN ON THIS PLAN. THE MAIN TELECOMMUNICATIONS EQUIPMENT IS TO BE INSTALLED IN THE TELECOMMUNICATIONS EQUIPMENT ROOM AS SHOWN ON THIS PLAN. THE TELECOMMUNICATIONS EQUIPMENT IS TO BE INSTALLED IN THE TELECOMMUNICATIONS EQUIPMENT ROOM AS SHOWN ON THIS PLAN.
2. THE TELECOMMUNICATIONS EQUIPMENT IS TO BE INSTALLED IN THE TELECOMMUNICATIONS EQUIPMENT ROOM AS SHOWN ON THIS PLAN. THE TELECOMMUNICATIONS EQUIPMENT IS TO BE INSTALLED IN THE TELECOMMUNICATIONS EQUIPMENT ROOM AS SHOWN ON THIS PLAN.
3. THE TELECOMMUNICATIONS EQUIPMENT IS TO BE INSTALLED IN THE TELECOMMUNICATIONS EQUIPMENT ROOM AS SHOWN ON THIS PLAN. THE TELECOMMUNICATIONS EQUIPMENT IS TO BE INSTALLED IN THE TELECOMMUNICATIONS EQUIPMENT ROOM AS SHOWN ON THIS PLAN.
4. THE TELECOMMUNICATIONS EQUIPMENT IS TO BE INSTALLED IN THE TELECOMMUNICATIONS EQUIPMENT ROOM AS SHOWN ON THIS PLAN. THE TELECOMMUNICATIONS EQUIPMENT IS TO BE INSTALLED IN THE TELECOMMUNICATIONS EQUIPMENT ROOM AS SHOWN ON THIS PLAN.
5. THE TELECOMMUNICATIONS EQUIPMENT IS TO BE INSTALLED IN THE TELECOMMUNICATIONS EQUIPMENT ROOM AS SHOWN ON THIS PLAN. THE TELECOMMUNICATIONS EQUIPMENT IS TO BE INSTALLED IN THE TELECOMMUNICATIONS EQUIPMENT ROOM AS SHOWN ON THIS PLAN.



THIS PLAN SHOWS THE TELECOMMUNICATIONS PLAN FOR DIVISIONS 3 & 17. ALL TELECOMMUNICATIONS EQUIPMENT IS TO BE INSTALLED AS SHOWN ON THIS PLAN. THE MAIN TELECOMMUNICATIONS EQUIPMENT IS TO BE INSTALLED IN THE TELECOMMUNICATIONS EQUIPMENT ROOM AS SHOWN ON THIS PLAN. THE TELECOMMUNICATIONS EQUIPMENT IS TO BE INSTALLED IN THE TELECOMMUNICATIONS EQUIPMENT ROOM AS SHOWN ON THIS PLAN.

THE TELECOMMUNICATIONS EQUIPMENT IS TO BE INSTALLED IN THE TELECOMMUNICATIONS EQUIPMENT ROOM AS SHOWN ON THIS PLAN. THE TELECOMMUNICATIONS EQUIPMENT IS TO BE INSTALLED IN THE TELECOMMUNICATIONS EQUIPMENT ROOM AS SHOWN ON THIS PLAN.

THE TELECOMMUNICATIONS EQUIPMENT IS TO BE INSTALLED IN THE TELECOMMUNICATIONS EQUIPMENT ROOM AS SHOWN ON THIS PLAN. THE TELECOMMUNICATIONS EQUIPMENT IS TO BE INSTALLED IN THE TELECOMMUNICATIONS EQUIPMENT ROOM AS SHOWN ON THIS PLAN.

THE TELECOMMUNICATIONS EQUIPMENT IS TO BE INSTALLED IN THE TELECOMMUNICATIONS EQUIPMENT ROOM AS SHOWN ON THIS PLAN. THE TELECOMMUNICATIONS EQUIPMENT IS TO BE INSTALLED IN THE TELECOMMUNICATIONS EQUIPMENT ROOM AS SHOWN ON THIS PLAN.

THE TELECOMMUNICATIONS EQUIPMENT IS TO BE INSTALLED IN THE TELECOMMUNICATIONS EQUIPMENT ROOM AS SHOWN ON THIS PLAN. THE TELECOMMUNICATIONS EQUIPMENT IS TO BE INSTALLED IN THE TELECOMMUNICATIONS EQUIPMENT ROOM AS SHOWN ON THIS PLAN.



STATE OF ILLINOIS
DEPARTMENT OF REVENUE
DIVISION OF TAXATION
PROPERTY TAX SERVICES
1501 EAST WASHINGTON AVENUE
SPRINGFIELD, ILLINOIS 62762
TEL: 217-785-8500
WWW.TAXSUPPORT.ILGOV.COM



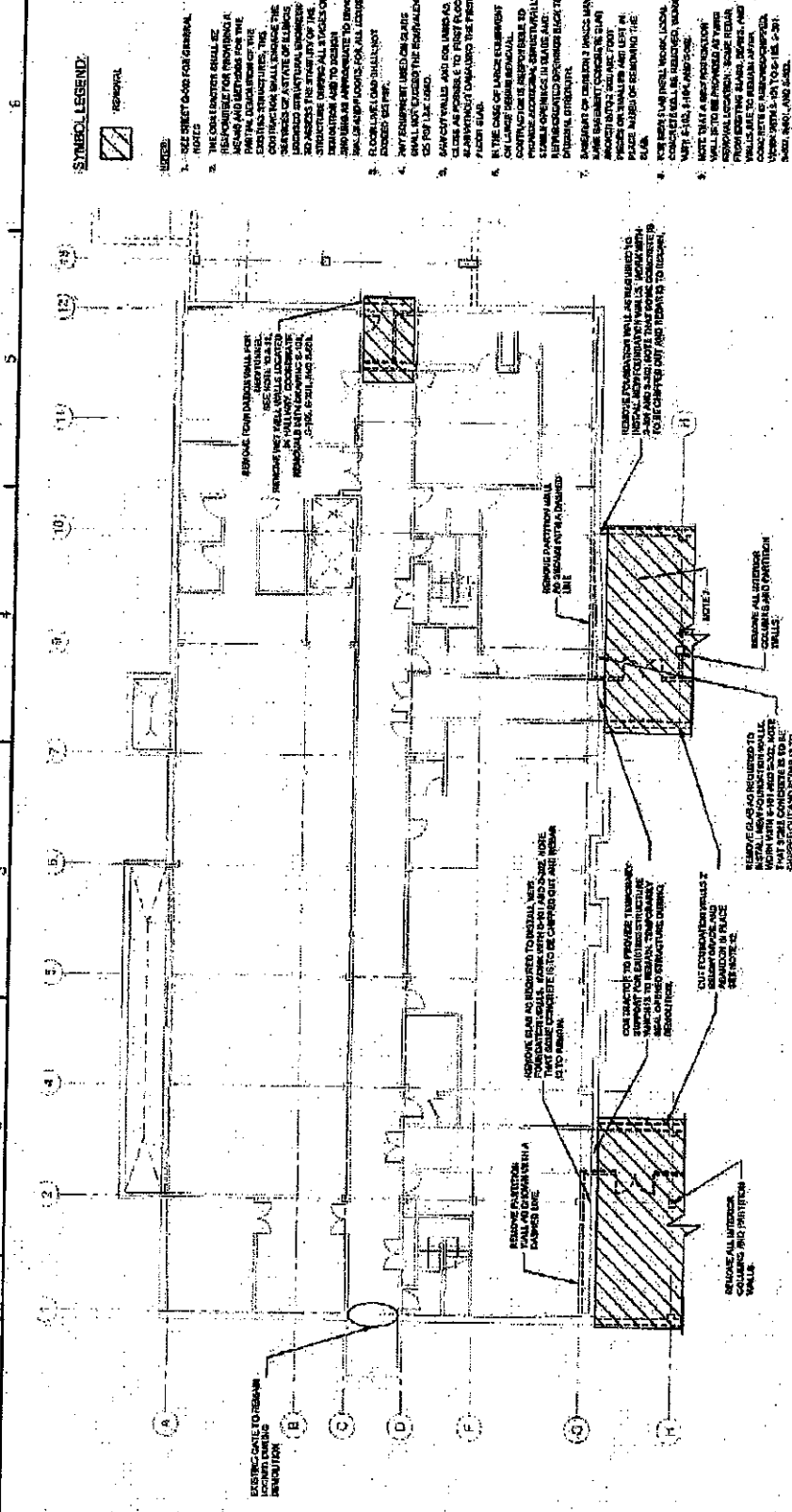
COOK COUNTY DEPARTMENT OF CORRECTIONS
DEMOLITION OF DIVISIONS III & XVII

2700 S. CALIFORNIA AVENUE CHICAGO, ILLINOIS 60608

PROJECT NO.	2700S
DATE	11/20/2017
ISSUE NO.	1
ISSUE DATE	11/20/2017
DRAWN BY	WJ
CHECKED BY	WJ
SCALE	AS SHOWN
PROJECT LOCATION	2700 S. CALIFORNIA AVENUE, CHICAGO, IL 60608
CLIENT	COOK COUNTY DEPARTMENT OF CORRECTIONS

**DIVISION 3
BASEMENT -
WEST**

SD-101




DIVISION 3 - BASEMENT FLOOR PLAN - WEST

- SYMBOL LEGEND:**
- [Hatched Box] REMOVE

- NOTES:**
- SEE SHEET 040 FOR GENERAL NOTES
 - THE OWNER SHALL BE RESPONSIBLE FOR PROVIDING ALL AGING AND DETAILS FOR THE FINAL DESIGN OF THE CONSTRUCTION. THE CONTRACTOR SHALL ADDRESS THE STATUS OF EXISTING STRUCTURAL ELEMENTS AND THE STATUS OF THE EXISTING FOUNDATION AS TO BE REMOVED OR TO REMAIN AS APPROXIMATE TO THE EXISTING CONDITIONS. ALL REMOVAL SHALL BE APPROXIMATE TO THE EXISTING CONDITIONS. THE CONTRACTOR SHALL VERIFY THE EXISTING CONDITIONS AND REPORT TO THE ARCHITECT AS TO THE RESULTS OF THE VERIFICATION.
 - ANY EQUIPMENT USED ON SITES SHALL NOT EXCEED THE EQUIVALENT TO THE ORIGINAL EQUIPMENT FOR THE PROJECT.
 - IN THE CASE OF LARGE ELEMENTS ON SITES, THE CONTRACTOR SHALL BE RESPONSIBLE TO REMOVE THE ELEMENTS TO THE EXISTING CONDITIONS. THE CONTRACTOR SHALL BE RESPONSIBLE TO REMOVE THE ELEMENTS TO THE EXISTING CONDITIONS. THE CONTRACTOR SHALL BE RESPONSIBLE TO REMOVE THE ELEMENTS TO THE EXISTING CONDITIONS.
 - FOR BEAM (I-10) INSTALL LOCAL CONCRETE TO BE INSTALLED WITHIN 4'-0" OF THE BEAM. THE CONCRETE SHALL BE INSTALLED WITHIN 4'-0" OF THE BEAM. THE CONCRETE SHALL BE INSTALLED WITHIN 4'-0" OF THE BEAM.
 - REMOVE FLOOR FINISHES TO EXPOSE CONCRETE TO 1" ABOVE FINISH FLOOR. REMOVE FLOOR FINISHES TO EXPOSE CONCRETE TO 1" ABOVE FINISH FLOOR. REMOVE FLOOR FINISHES TO EXPOSE CONCRETE TO 1" ABOVE FINISH FLOOR.
 - REMOVE ALL EXISTING WALLS AND PARTITION WALLS.
 - REMOVE ALL EXISTING WALLS AND PARTITION WALLS.
 - REMOVE ALL EXISTING WALLS AND PARTITION WALLS.
 - REMOVE ALL EXISTING WALLS AND PARTITION WALLS.

THIS DOCUMENT IS THE PROPERTY OF THE ARCHITECT AND IS TO BE USED ONLY FOR THE PROJECT AND SITE SPECIFICALLY IDENTIFIED HEREIN. NO PART OF THIS DOCUMENT IS TO BE REPRODUCED OR TRANSMITTED IN ANY FORM OR BY ANY MEANS, ELECTRONIC OR MECHANICAL, INCLUDING PHOTOCOPYING, RECORDING, OR BY ANY INFORMATION STORAGE AND RETRIEVAL SYSTEM, WITHOUT THE WRITTEN PERMISSION OF THE ARCHITECT. THE ARCHITECT'S LIABILITY IS LIMITED TO THE PROFESSIONAL SERVICES PROVIDED HEREIN AND DOES NOT INCLUDE ANY LIABILITY FOR THE CONSTRUCTION OF THE PROJECT OR FOR THE PERFORMANCE OF THE PROJECT OR FOR THE RESULTS OF THE PROJECT.



2700 S. CALIFORNIA AVENUE CHICAGO, ILLINOIS 60608
 DEMOLITION OF DIVISIONS III & XVII



COOK COUNTY DEPARTMENT OF CORRECTIONS
 DEMOLITION OF DIVISIONS III & XVII
 2700 S. CALIFORNIA AVENUE CHICAGO, ILLINOIS 60608

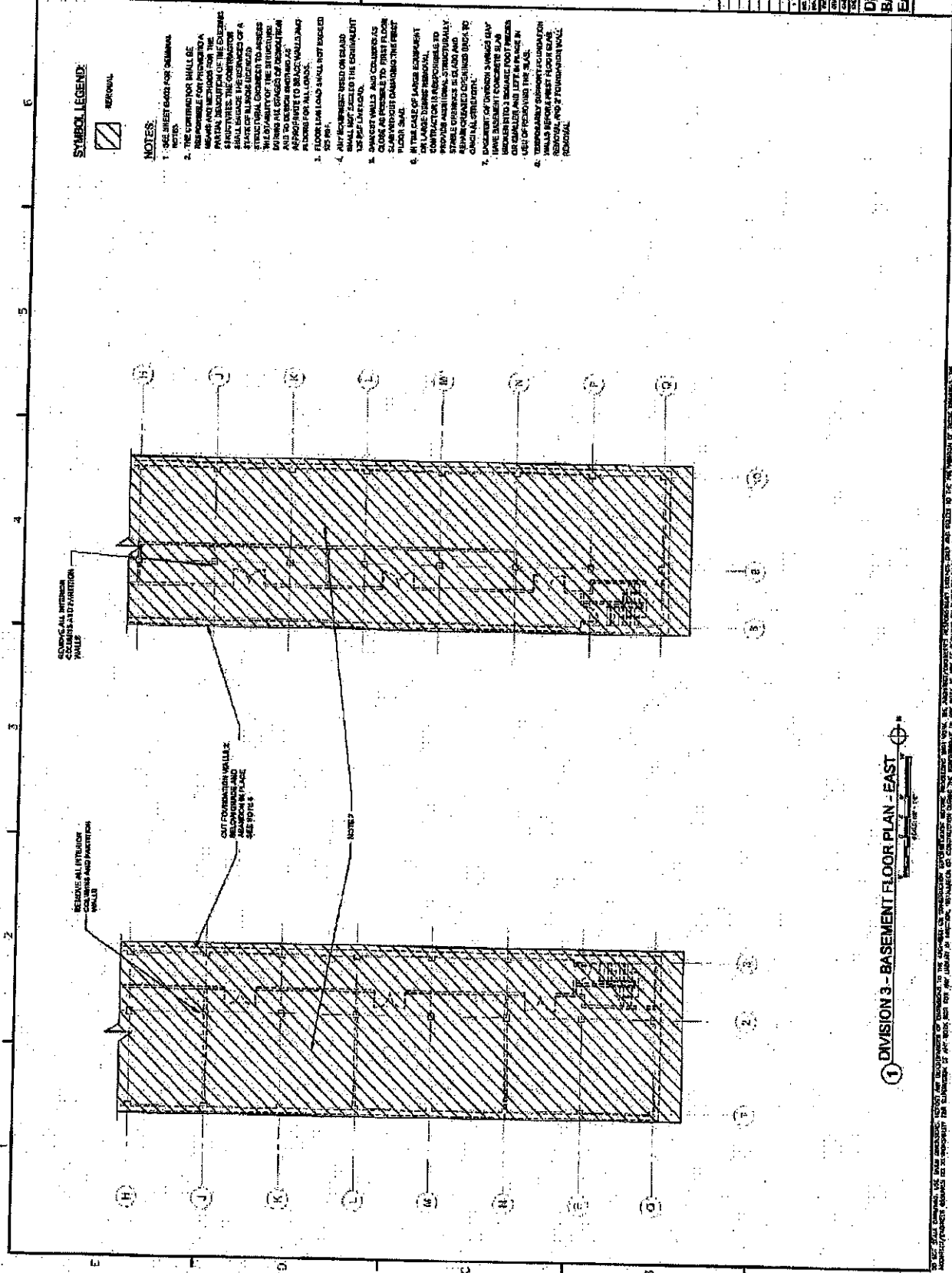
NO.	DATE	DESCRIPTION
1	01/15/11	ISSUED FOR PERMITS
2	02/01/11	ISSUED FOR PERMITS
3	02/15/11	ISSUED FOR PERMITS
4	03/01/11	ISSUED FOR PERMITS
5	03/15/11	ISSUED FOR PERMITS
6	04/01/11	ISSUED FOR PERMITS
7	04/15/11	ISSUED FOR PERMITS
8	05/01/11	ISSUED FOR PERMITS
9	05/15/11	ISSUED FOR PERMITS
10	06/01/11	ISSUED FOR PERMITS
11	06/15/11	ISSUED FOR PERMITS
12	07/01/11	ISSUED FOR PERMITS
13	07/15/11	ISSUED FOR PERMITS
14	08/01/11	ISSUED FOR PERMITS
15	08/15/11	ISSUED FOR PERMITS
16	09/01/11	ISSUED FOR PERMITS
17	09/15/11	ISSUED FOR PERMITS
18	10/01/11	ISSUED FOR PERMITS
19	10/15/11	ISSUED FOR PERMITS
20	11/01/11	ISSUED FOR PERMITS
21	11/15/11	ISSUED FOR PERMITS
22	12/01/11	ISSUED FOR PERMITS
23	12/15/11	ISSUED FOR PERMITS
24	01/01/12	ISSUED FOR PERMITS
25	01/15/12	ISSUED FOR PERMITS
26	02/01/12	ISSUED FOR PERMITS
27	02/15/12	ISSUED FOR PERMITS
28	03/01/12	ISSUED FOR PERMITS
29	03/15/12	ISSUED FOR PERMITS
30	04/01/12	ISSUED FOR PERMITS
31	04/15/12	ISSUED FOR PERMITS
32	05/01/12	ISSUED FOR PERMITS
33	05/15/12	ISSUED FOR PERMITS
34	06/01/12	ISSUED FOR PERMITS
35	06/15/12	ISSUED FOR PERMITS
36	07/01/12	ISSUED FOR PERMITS
37	07/15/12	ISSUED FOR PERMITS
38	08/01/12	ISSUED FOR PERMITS
39	08/15/12	ISSUED FOR PERMITS
40	09/01/12	ISSUED FOR PERMITS
41	09/15/12	ISSUED FOR PERMITS
42	10/01/12	ISSUED FOR PERMITS
43	10/15/12	ISSUED FOR PERMITS
44	11/01/12	ISSUED FOR PERMITS
45	11/15/12	ISSUED FOR PERMITS
46	12/01/12	ISSUED FOR PERMITS
47	12/15/12	ISSUED FOR PERMITS
48	01/01/13	ISSUED FOR PERMITS
49	01/15/13	ISSUED FOR PERMITS
50	02/01/13	ISSUED FOR PERMITS
51	02/15/13	ISSUED FOR PERMITS
52	03/01/13	ISSUED FOR PERMITS
53	03/15/13	ISSUED FOR PERMITS
54	04/01/13	ISSUED FOR PERMITS
55	04/15/13	ISSUED FOR PERMITS
56	05/01/13	ISSUED FOR PERMITS
57	05/15/13	ISSUED FOR PERMITS
58	06/01/13	ISSUED FOR PERMITS
59	06/15/13	ISSUED FOR PERMITS
60	07/01/13	ISSUED FOR PERMITS
61	07/15/13	ISSUED FOR PERMITS
62	08/01/13	ISSUED FOR PERMITS
63	08/15/13	ISSUED FOR PERMITS
64	09/01/13	ISSUED FOR PERMITS
65	09/15/13	ISSUED FOR PERMITS
66	10/01/13	ISSUED FOR PERMITS
67	10/15/13	ISSUED FOR PERMITS
68	11/01/13	ISSUED FOR PERMITS
69	11/15/13	ISSUED FOR PERMITS
70	12/01/13	ISSUED FOR PERMITS
71	12/15/13	ISSUED FOR PERMITS
72	01/01/14	ISSUED FOR PERMITS
73	01/15/14	ISSUED FOR PERMITS
74	02/01/14	ISSUED FOR PERMITS
75	02/15/14	ISSUED FOR PERMITS
76	03/01/14	ISSUED FOR PERMITS
77	03/15/14	ISSUED FOR PERMITS
78	04/01/14	ISSUED FOR PERMITS
79	04/15/14	ISSUED FOR PERMITS
80	05/01/14	ISSUED FOR PERMITS
81	05/15/14	ISSUED FOR PERMITS
82	06/01/14	ISSUED FOR PERMITS
83	06/15/14	ISSUED FOR PERMITS
84	07/01/14	ISSUED FOR PERMITS
85	07/15/14	ISSUED FOR PERMITS
86	08/01/14	ISSUED FOR PERMITS
87	08/15/14	ISSUED FOR PERMITS
88	09/01/14	ISSUED FOR PERMITS
89	09/15/14	ISSUED FOR PERMITS
90	10/01/14	ISSUED FOR PERMITS
91	10/15/14	ISSUED FOR PERMITS
92	11/01/14	ISSUED FOR PERMITS
93	11/15/14	ISSUED FOR PERMITS
94	12/01/14	ISSUED FOR PERMITS
95	12/15/14	ISSUED FOR PERMITS
96	01/01/15	ISSUED FOR PERMITS
97	01/15/15	ISSUED FOR PERMITS
98	02/01/15	ISSUED FOR PERMITS
99	02/15/15	ISSUED FOR PERMITS
100	03/01/15	ISSUED FOR PERMITS

SD-102

SYMBOL LEGEND:
 REMOVAL

NOTES:

- SEE SHEET 0403 FOR DETAILS.
- CONCRETE SHALL BE REMOVED TO THE FINISH SURFACE OF THE EXISTING FLOOR AND REINFORCING SHALL BE CUT AND REMOVED TO THE FINISH SURFACE OF THE EXISTING FLOOR. THE CONTRACTOR SHALL BE RESPONSIBLE FOR THE STABILITY OF THE STRUCTURE DURING THE REMOVAL PROCESS. THE CONTRACTOR SHALL BE RESPONSIBLE FOR THE STABILITY OF THE STRUCTURE DURING THE REMOVAL PROCESS. THE CONTRACTOR SHALL BE RESPONSIBLE FOR THE STABILITY OF THE STRUCTURE DURING THE REMOVAL PROCESS.
- FLOOR JOISTS SHALL NOT BE REMOVED UNLESS APPROVED BY THE ENGINEER.
- ANY REINFORCING USED ON SLAB SHALL NOT BE REMOVED UNLESS APPROVED BY THE ENGINEER.
- REINFORCING SHALL BE CUT AND REMOVED TO THE FINISH SURFACE OF THE EXISTING FLOOR. THE CONTRACTOR SHALL BE RESPONSIBLE FOR THE STABILITY OF THE STRUCTURE DURING THE REMOVAL PROCESS.
- IN THE CASE OF LARGE EQUIPMENT OR LARGE DUMP TRUCKS, THE CONTRACTOR SHALL BE RESPONSIBLE FOR THE STABILITY OF THE STRUCTURE DURING THE REMOVAL PROCESS. THE CONTRACTOR SHALL BE RESPONSIBLE FOR THE STABILITY OF THE STRUCTURE DURING THE REMOVAL PROCESS.
- DOCUMENT OF WORK SHALL BE SUBMITTED TO THE ENGINEER FOR REVIEW AND APPROVAL. THE CONTRACTOR SHALL BE RESPONSIBLE FOR THE STABILITY OF THE STRUCTURE DURING THE REMOVAL PROCESS.
- REINFORCING SHALL BE CUT AND REMOVED TO THE FINISH SURFACE OF THE EXISTING FLOOR. THE CONTRACTOR SHALL BE RESPONSIBLE FOR THE STABILITY OF THE STRUCTURE DURING THE REMOVAL PROCESS.



1 DIVISION 3 - BASEMENT FLOOR PLAN - EAST

THIS PLAN IS THE PROPERTY OF THE ENGINEER AND IS NOT TO BE REPRODUCED OR TRANSMITTED IN ANY FORM OR BY ANY MEANS, ELECTRONIC OR MECHANICAL, INCLUDING PHOTOCOPYING, RECORDING, OR BY ANY INFORMATION STORAGE AND RETRIEVAL SYSTEM, WITHOUT THE WRITTEN PERMISSION OF THE ENGINEER. THE CONTRACTOR SHALL BE RESPONSIBLE FOR THE STABILITY OF THE STRUCTURE DURING THE REMOVAL PROCESS.



2700 S. CALIFORNIA AVENUE CHICAGO, ILLINOIS 60608
COOK COUNTY DEPARTMENT OF CORRECTIONS
 DEMOLITION OF DIVISIONS III & XVII

NO.	DATE	DESCRIPTION
1		ISSUED FOR PERMITS
2		ISSUED FOR CONSTRUCTION
3		ISSUED FOR DEMOLITION
4		ISSUED FOR REDEMPTION

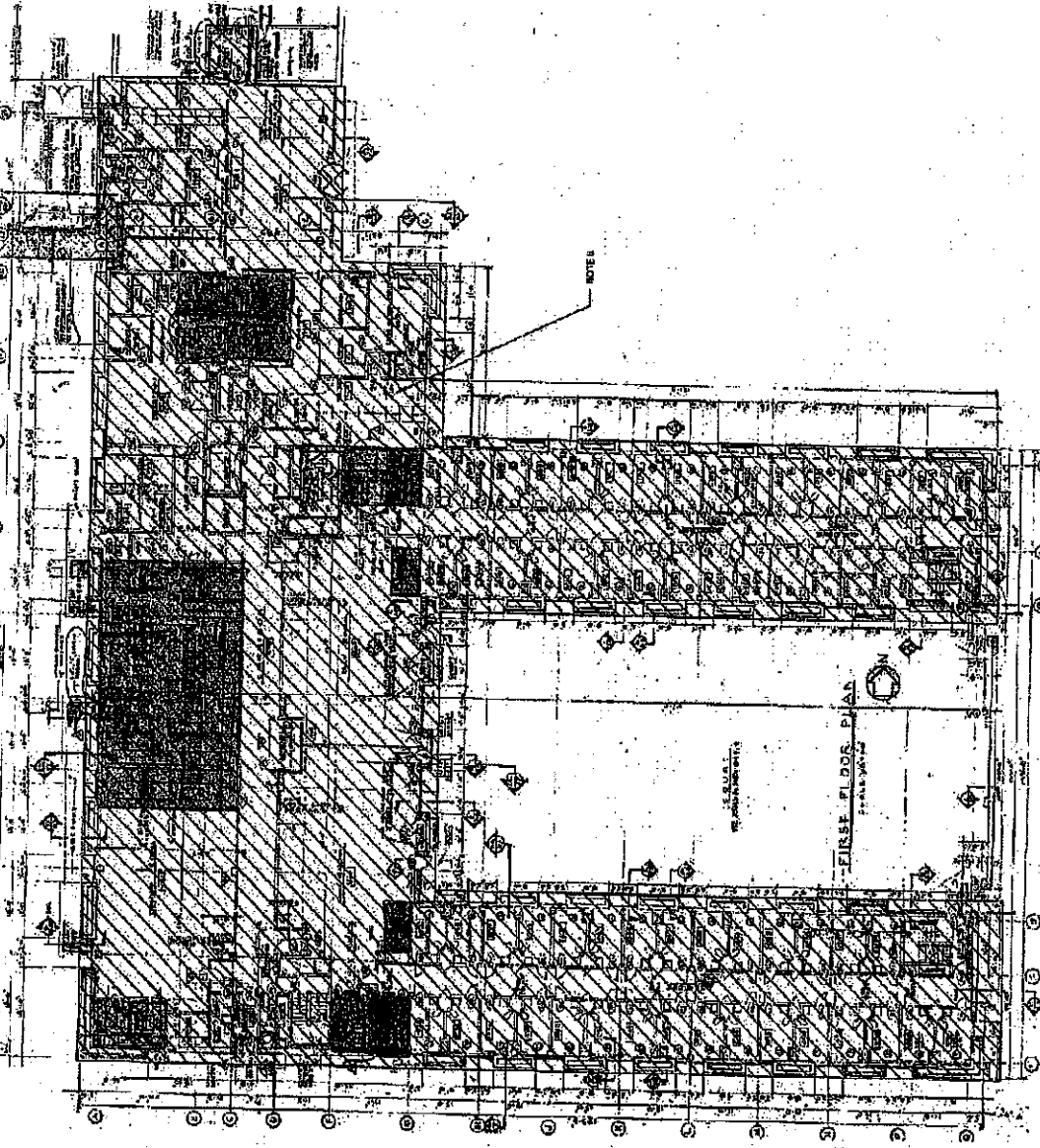
DIVISION 3 - FIRST FLOOR
 SD-103

SYMBOL LEGEND:
 [Hatched symbol] DEMOLITION

NOTES:

1. SEE SHEET 103B FOR OTHER FLOOR PLANS.
2. THE CONTRACTOR SHALL BE RESPONSIBLE FOR OBTAINING A PARTIAL DEMOLITION OF THE COUNTY OF ILLINOIS. THE CONTRACTOR SHALL BE RESPONSIBLE FOR OBTAINING A PARTIAL DEMOLITION OF THE COUNTY OF ILLINOIS TO ASSURE THE STABILITY OF THE REMAINING STRUCTURE. ALL DEMOLITION AND TO BE COMPLETED BEFORE THE APPROXIMATE TO BE DEMOLISHED AS APPROVED FOR ALL LOCAL, STATE AND FEDERAL REGULATIONS EXCEED 10 FEET.
3. ANY EQUIPMENT USED ON BEAMS SHALL NOT EXCEED THE OVERALL HEIGHT OF THE BEAM.
4. THE CONTRACTOR SHALL REMAIN RESPONSIBLE FOR THE REMOVAL OF ALL DEMOLISHED MATERIAL FROM THE SITE.
5. THE CONTRACTOR SHALL MAINTAIN ACCESS TO ALL ADJACENT AREAS AT ALL TIMES.
6. IN THE CASE OF LARGE EQUIPMENT ON BEAMS DURING REMOVAL, THE CONTRACTOR SHALL PROVIDE ANTI-TILT BRACING TO PREVENT THE BEAMS FROM TILTING AND DAMAGE TO THE STRUCTURE.
7. ANY CHANGE TO THE FIRST FLOOR SHALL BE APPROVED BY THE ARCHITECT BEFORE THE DEMOLITION SHALL BE BEGUN AND SHALL BE REFLECTED ON THE SHEET FOR THE PROJECT.

8
5
6
3
2
1




DIVISION 3 - FIRST FLOOR PLAN

THIS DOCUMENT IS THE PROPERTY OF THE ARCHITECT AND SHALL BE KEPT IN CONFIDENTIALITY. NO PART OF THIS DOCUMENT IS TO BE REPRODUCED OR TRANSMITTED IN ANY FORM OR BY ANY MEANS, ELECTRONIC OR MECHANICAL, WITHOUT THE WRITTEN PERMISSION OF THE ARCHITECT. THE ARCHITECT SHALL BE RESPONSIBLE FOR OBTAINING ALL NECESSARY PERMITS AND APPROVALS FROM THE APPROPRIATE AGENCIES. THE ARCHITECT SHALL BE RESPONSIBLE FOR THE PROTECTION OF THIS DOCUMENT AND SHALL BE RESPONSIBLE FOR THE PROTECTION OF THIS DOCUMENT.



NOTES:

- SEE SPECIFICATION FOR GENERAL
- THE CONTRACTOR SHALL BE RESPONSIBLE FOR PROVIDING A SUFFICIENT NUMBER OF MEN AND MATERIALS TO MAINTAIN THE STRUCTURE THROUGHOUT THE DEMOLITION PROCESS. THE CONTRACTOR SHALL MAINTAIN THE STRUCTURE THROUGHOUT THE DEMOLITION PROCESS TO ALLOW FOR THE REPAIR OF ALL DAMAGE TO THE STRUCTURE THROUGHOUT THE DEMOLITION PROCESS AND TO BRING THE STRUCTURE UP TO ORIGINAL CONDITION AND TO BRING THE STRUCTURE UP TO ORIGINAL CONDITION AND TO BRING THE STRUCTURE UP TO ORIGINAL CONDITION.
- THE CONTRACTOR SHALL MAINTAIN THE STRUCTURE THROUGHOUT THE DEMOLITION PROCESS TO ALLOW FOR THE REPAIR OF ALL DAMAGE TO THE STRUCTURE THROUGHOUT THE DEMOLITION PROCESS AND TO BRING THE STRUCTURE UP TO ORIGINAL CONDITION AND TO BRING THE STRUCTURE UP TO ORIGINAL CONDITION.
- THE CONTRACTOR SHALL MAINTAIN THE STRUCTURE THROUGHOUT THE DEMOLITION PROCESS TO ALLOW FOR THE REPAIR OF ALL DAMAGE TO THE STRUCTURE THROUGHOUT THE DEMOLITION PROCESS AND TO BRING THE STRUCTURE UP TO ORIGINAL CONDITION AND TO BRING THE STRUCTURE UP TO ORIGINAL CONDITION.



**COOK COUNTY DEPARTMENT OF CORRECTIONS
DEMOLITION OF DIVISIONS III & XVI**

2700 S. CALIFORNIA AVENUE CHICAGO, ILLINOIS 60608

NO.	DESCRIPTION	DATE
1	ISSUED	
2	REVISION	
3	REVISION	
4	REVISION	
5	REVISION	
6	REVISION	
7	REVISION	
8	REVISION	
9	REVISION	
10	REVISION	

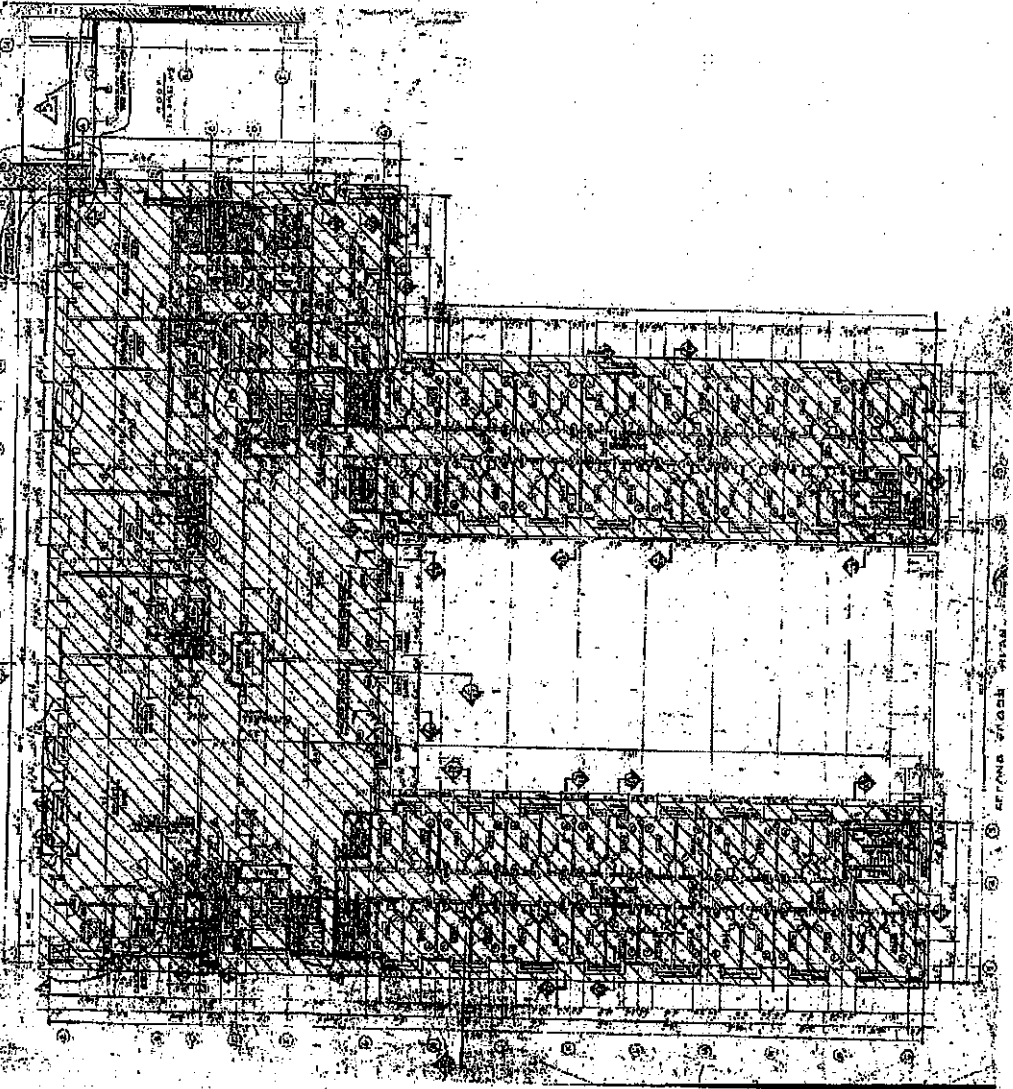
**DIVISION 3
SECOND
FLOOR**

SD-104

SYMBOL LEGEND:

DEMOLITION

- NOTES:**
- SEE SPECIFICATION FOR GENERAL
 - THE CONTRACTOR SHALL BE RESPONSIBLE FOR PROVIDING A SUFFICIENT NUMBER OF MEN AND MATERIALS TO MAINTAIN THE STRUCTURE THROUGHOUT THE DEMOLITION PROCESS. THE CONTRACTOR SHALL MAINTAIN THE STRUCTURE THROUGHOUT THE DEMOLITION PROCESS TO ALLOW FOR THE REPAIR OF ALL DAMAGE TO THE STRUCTURE THROUGHOUT THE DEMOLITION PROCESS AND TO BRING THE STRUCTURE UP TO ORIGINAL CONDITION AND TO BRING THE STRUCTURE UP TO ORIGINAL CONDITION.
 - THE CONTRACTOR SHALL MAINTAIN THE STRUCTURE THROUGHOUT THE DEMOLITION PROCESS TO ALLOW FOR THE REPAIR OF ALL DAMAGE TO THE STRUCTURE THROUGHOUT THE DEMOLITION PROCESS AND TO BRING THE STRUCTURE UP TO ORIGINAL CONDITION AND TO BRING THE STRUCTURE UP TO ORIGINAL CONDITION.
 - THE CONTRACTOR SHALL MAINTAIN THE STRUCTURE THROUGHOUT THE DEMOLITION PROCESS TO ALLOW FOR THE REPAIR OF ALL DAMAGE TO THE STRUCTURE THROUGHOUT THE DEMOLITION PROCESS AND TO BRING THE STRUCTURE UP TO ORIGINAL CONDITION AND TO BRING THE STRUCTURE UP TO ORIGINAL CONDITION.



1 DIVISION 3 - SECOND FLOOR PLAN

THIS DRAWING IS THE PROPERTY OF THE ARCHITECT AND IS NOT TO BE REPRODUCED OR COPIED IN ANY MANNER WITHOUT THE WRITTEN PERMISSION OF THE ARCHITECT. THE ARCHITECT ASSUMES NO LIABILITY FOR THE ACCURACY OF THE INFORMATION PROVIDED HEREON AND THE USER OF THIS DRAWING SHALL BE RESPONSIBLE FOR THE ACCURACY OF THE INFORMATION PROVIDED HEREON.



2700 S. CALIFORNIA AVENUE, CHICAGO, ILLINOIS 60608
 312.467.1000
 www.mhfi.com



COOK COUNTY DEPARTMENT OF CORRECTIONS
 DEMOLITION OF DIVISIONS III & XVII
 2700 S. CALIFORNIA AVENUE, CHICAGO, ILLINOIS 60608

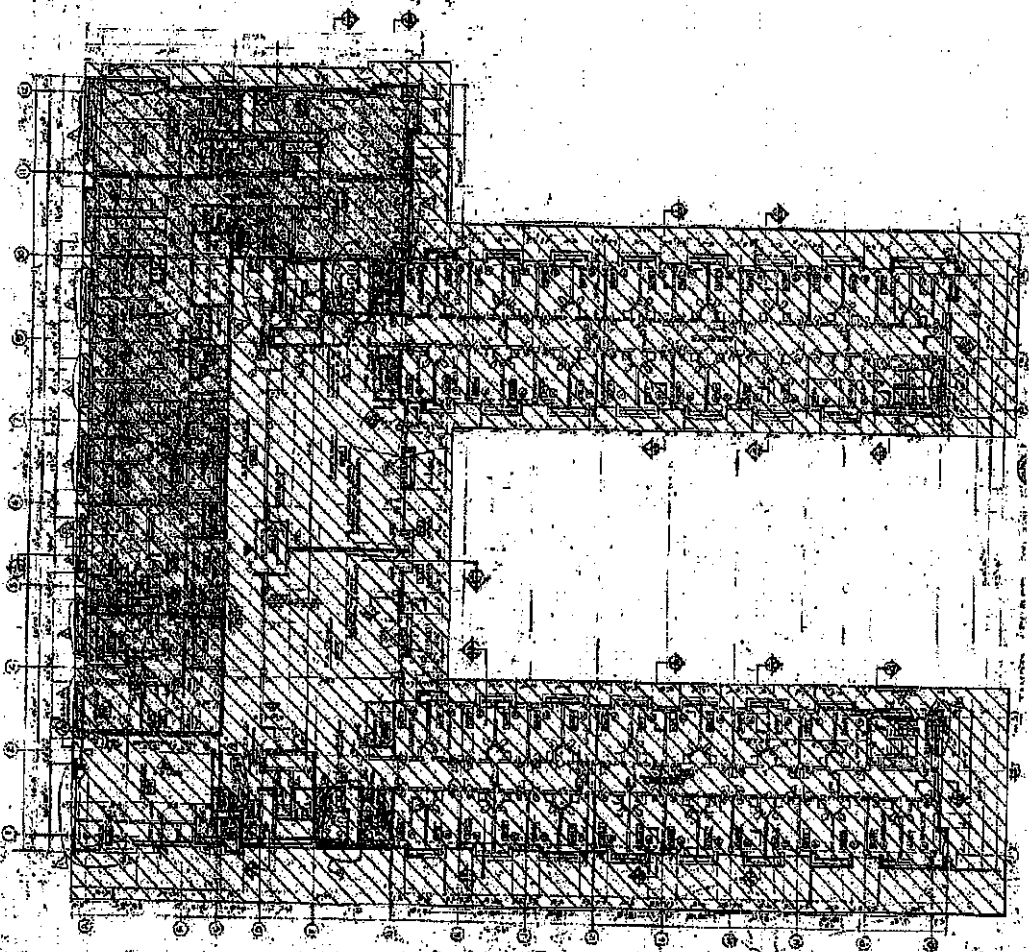
PROJECT NO.	
DATE	
PROJECT NAME	
OWNER	
DESIGNER	
DATE	
PROJECT NO.	
DATE	
PROJECT NAME	
OWNER	
DESIGNER	
DATE	

SD-105
 DIVISION 3
 THIRD FLOOR

SYMBOL LEGEND:
 HATCHING
 REMOVAL

NOTES:

1. THE CONTRACTOR SHALL BE RESPONSIBLE FOR OBTAINING ALL NECESSARY PERMITS AND APPROVALS FOR THIS PROJECT.
2. THE CONTRACTOR SHALL BE RESPONSIBLE FOR OBTAINING ALL NECESSARY PERMITS AND APPROVALS FOR THIS PROJECT.
3. THE CONTRACTOR SHALL BE RESPONSIBLE FOR OBTAINING ALL NECESSARY PERMITS AND APPROVALS FOR THIS PROJECT.
4. THE CONTRACTOR SHALL BE RESPONSIBLE FOR OBTAINING ALL NECESSARY PERMITS AND APPROVALS FOR THIS PROJECT.



1 DIVISION 3 - THIRD FLOOR PLAN
 SCALE: 1/8" = 1'-0"

THIS DOCUMENT IS THE PROPERTY OF THE ARCHITECT AND SHALL BE RETURNED TO THE ARCHITECT UPON COMPLETION OF THE PROJECT. IT IS NOT TO BE REPRODUCED OR TRANSMITTED IN ANY FORM OR BY ANY MEANS, ELECTRONIC OR MECHANICAL, WITHOUT THE WRITTEN PERMISSION OF THE ARCHITECT.



24 SHERIDAN STREET
CHICAGO, ILLINOIS 60608
TEL: 312.467.2000
FAX: 312.467.2001
WWW.MCCORMICKANDCREECH.COM
MCCORMICK AND CREECH ARCHITECTS
INCORPORATED
A PROFESSIONAL SERVICE CORPORATION
ILLINOIS PROFESSIONAL ARCHITECTS
NO. 000-000000000-000000000-000000000
MCCORMICK AND CREECH ARCHITECTS
INCORPORATED
A PROFESSIONAL SERVICE CORPORATION
ILLINOIS PROFESSIONAL ARCHITECTS
NO. 000-000000000-000000000-000000000



2700 S. CALIFORNIA AVENUE CHICAGO, ILLINOIS 60608
COOK COUNTY DEPARTMENT OF CORRECTIONS
DEMOLITION OF DIVISIONS III & XVII

NO.	DESCRIPTION	DATE

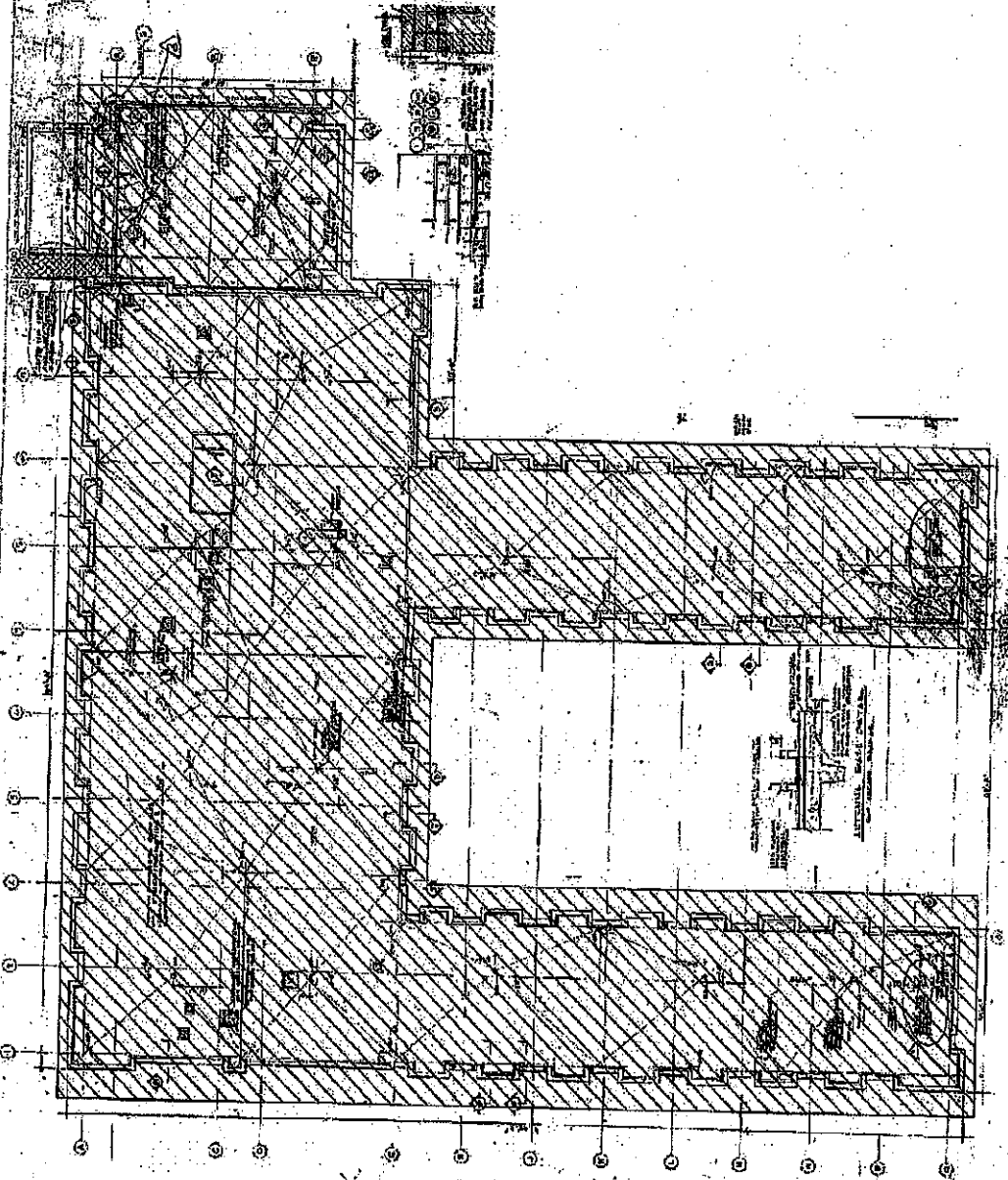
DIVISION 3
ROOF

SD-106

SYMBOL LEGEND:
[Hatched Box] DEMOLITION

NOTES:

1. SEE SHEETS 101-101 THROUGH 101-105 FOR GENERAL NOTES.
2. THE CONTRACTOR SHALL BE RESPONSIBLE FOR PACKAGING, MARKING AND METHOD FOR THE REMOVAL OF MATERIALS IN ACCORDANCE WITH THE DEMOLITION CONTRACT. THE CONTRACTOR SHALL ENSURE THE REMOVAL OF ALL MATERIALS IN ACCORDANCE WITH THE DEMOLITION CONTRACT. THE CONTRACTOR SHALL ENSURE THE REMOVAL OF ALL MATERIALS IN ACCORDANCE WITH THE DEMOLITION CONTRACT. THE CONTRACTOR SHALL ENSURE THE REMOVAL OF ALL MATERIALS IN ACCORDANCE WITH THE DEMOLITION CONTRACT.
3. THE CONTRACTOR SHALL ENSURE THE REMOVAL OF ALL MATERIALS IN ACCORDANCE WITH THE DEMOLITION CONTRACT. THE CONTRACTOR SHALL ENSURE THE REMOVAL OF ALL MATERIALS IN ACCORDANCE WITH THE DEMOLITION CONTRACT. THE CONTRACTOR SHALL ENSURE THE REMOVAL OF ALL MATERIALS IN ACCORDANCE WITH THE DEMOLITION CONTRACT.
4. THE CONTRACTOR SHALL ENSURE THE REMOVAL OF ALL MATERIALS IN ACCORDANCE WITH THE DEMOLITION CONTRACT. THE CONTRACTOR SHALL ENSURE THE REMOVAL OF ALL MATERIALS IN ACCORDANCE WITH THE DEMOLITION CONTRACT. THE CONTRACTOR SHALL ENSURE THE REMOVAL OF ALL MATERIALS IN ACCORDANCE WITH THE DEMOLITION CONTRACT.



1 DIVISION 3 - ROOF PLAN
SCALE: 1/8" = 1'-0"

THIS DOCUMENT IS THE PROPERTY OF MCCORMICK AND CREECH ARCHITECTS INCORPORATED. IT IS TO BE USED ONLY FOR THE PROJECT AND SITE SPECIFICALLY IDENTIFIED HEREON. ANY REUSE OR DISTRIBUTION OF THIS DOCUMENT WITHOUT THE WRITTEN PERMISSION OF MCCORMICK AND CREECH ARCHITECTS INCORPORATED IS STRICTLY PROHIBITED.



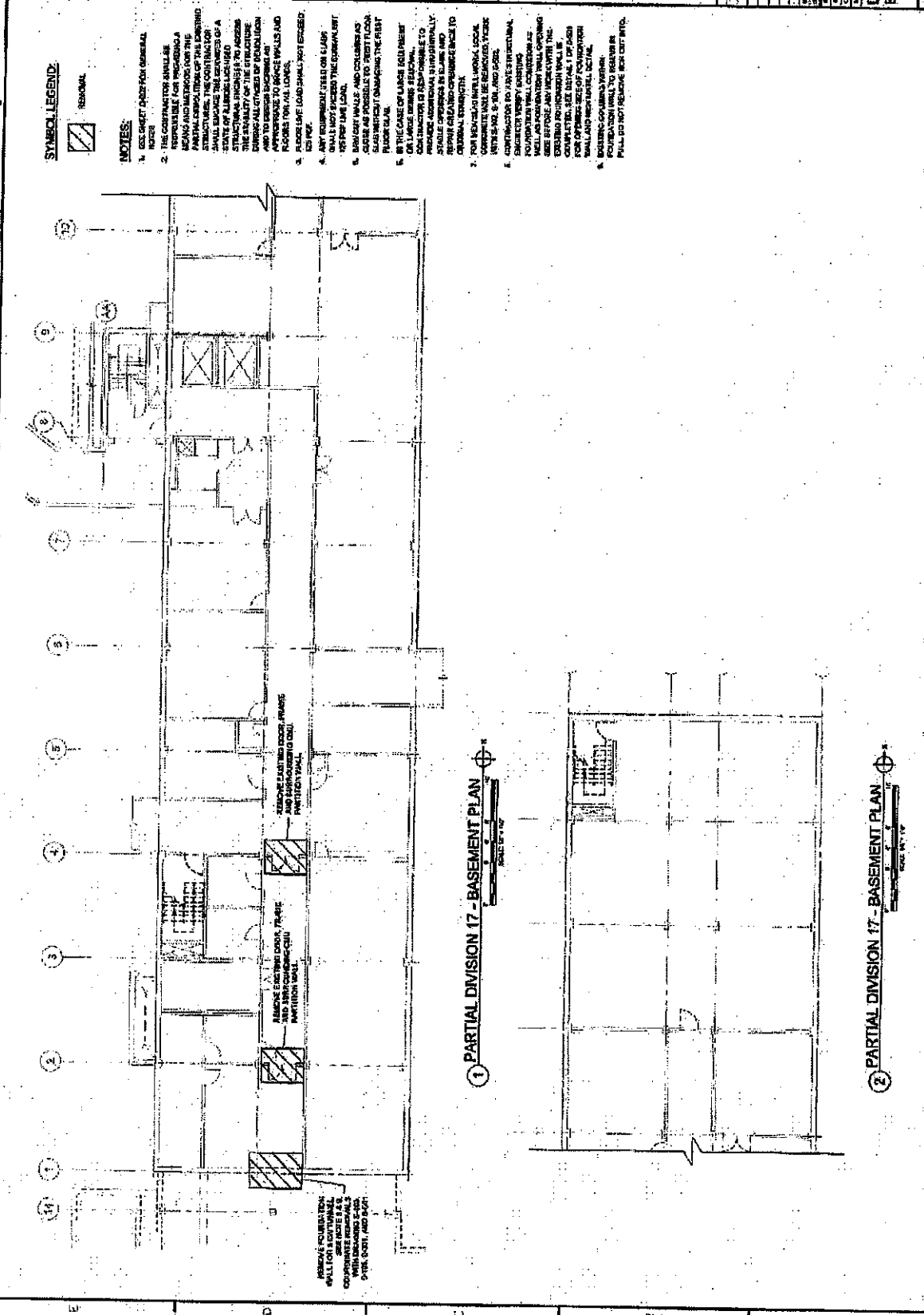
2700 S. CALIFORNIA AVENUE CHICAGO, ILLINOIS 60609
 DEMOLITION OF DIVISIONS III & XVII



2700 S. CALIFORNIA AVENUE CHICAGO, ILLINOIS 60609
 DEMOLITION OF DIVISIONS III & XVII

1	CHIEF ENGINEER	
2	DESIGNER	
3	DRAWN BY	
4	CHECKED BY	
5	DATE	
6	PROJECT NO.	
7	SCALE	
8	DATE	
9		
10		
11		
12		

SD-107



SYMBOL LEGEND:



REMOVAL

NOTES:

- USE SHEET CHECK FOR GENERAL NOTES.
- THE CONTRACTOR SHALL BE RESPONSIBLE FOR OBTAINING NECESSARY PERMITS AND APPROVALS FOR THE PARTIAL DEMOLITION OF THE EXISTING STRUCTURES. THE CONTRACTOR SHALL MAINTAIN THE SERVICES OF A REGISTERED PROFESSIONAL ENGINEER TO MONITOR THE STABILITY OF THE STRUCTURE THROUGHOUT THE DEMOLITION PROCESS. APPROVALS SHALL BE OBTAINED FOR ALL LOADS, REWORKS AND APPROXIMATE LOADS SHALL NOT EXCEED 125 PSF.
- ANY EQUIPMENT TEST ON CLASH SHALL NOT EXCEED THE COMPANY'S ALLOWED LOADS.
- EXIST WALLS AND COLUMNS AS INDICATED SHALL BE REMOVED BY SHOCKING THROUGH THE FIRST FLOOR SLAB.
- IN THE CASE OF LARGE ROD BUSTS OR CRACKS IN CONCRETE, THE CONTRACTOR IS RESPONSIBLE TO REPAIR AND/OR CORRECT SUCH TO ORIGINAL STRUCTURE.
- FOR REMOVAL OF WALLS, LOCAL CONCRETE SHALL BE REMOVED TO EXPOSE ALL BARS AND JOBS.
- EXISTING WALL STRUCTURE, EXPOSED REBAR, BARS, AND FOUNDATION WALLS SHALL BE MAINTAINED UNTIL ALL WORK IS COMPLETED AND INSPECTED BY THE REGISTERED PROFESSIONAL ENGINEER FOR THE FINAL APPROVAL OF THE FOUNDATION WALL AND REBAR DETAIL.
- EXISTING CONCRETE FOUNDATION SHALL NOT BE REMOVED OR REWORKED. REMOVE REBAR FROM CONCRETE.

1 PARTIAL DIVISION 17 - BASEMENT PLAN

2 PARTIAL DIVISION 17 - BASEMENT PLAN



THE OFFICE OF THE COUNTY ENGINEER HAS REVIEWED THE PROPOSED DEMOLITION OF DIVISIONS III & XVII OF THE COOK COUNTY DEPARTMENT OF CORRECTIONS AND HAS ISSUED THIS PERMIT TO DEMOLISH SUBJECT TO THE FOLLOWING CONDITIONS:



COOK COUNTY DEPARTMENT OF CORRECTIONS
2700 S. CALIFORNIA AVENUE CHICAGO, ILLINOIS 60608

NO.	DATE	REVISIONS
1		
2		
3		
4		
5		
6		
7		
8		
9		
10		
11		
12		
13		
14		
15		
16		
17		
18		
19		
20		

DIVISION 17
FIRST FLOOR

SD-108

SYMBOL LEGEND:

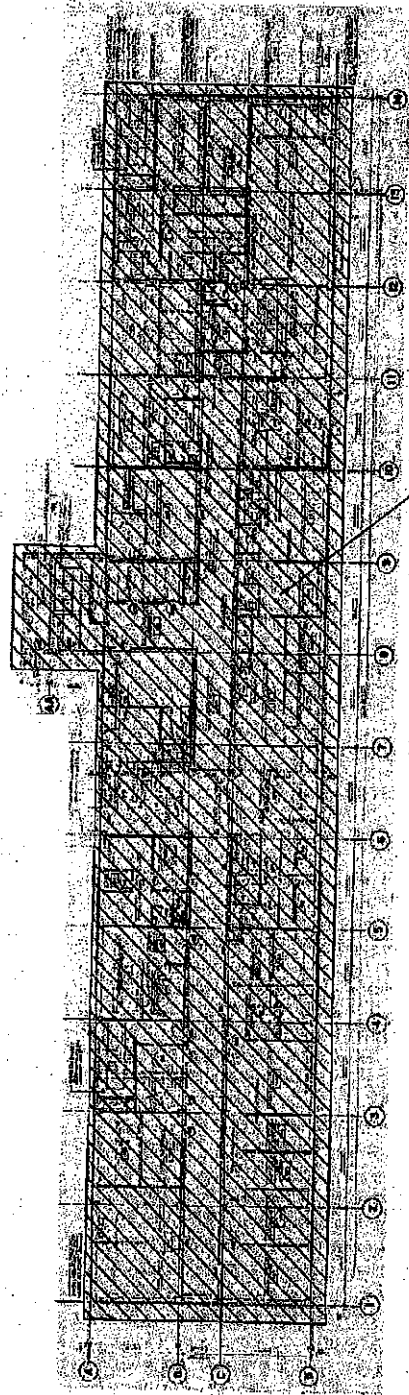


REMOVAL

NOTES:

1. SEE LEFT PAGE FOR GENERAL NOTES.
2. THE CONTRACTOR SHALL BE RESPONSIBLE FOR PROTECTING ALL UTILITIES AND STRUCTURES TO REMAIN. THE CONTRACTOR SHALL BE RESPONSIBLE FOR THE PROTECTION OF ALL UTILITIES AND STRUCTURES TO REMAIN. THE CONTRACTOR SHALL BE RESPONSIBLE FOR THE PROTECTION OF ALL UTILITIES AND STRUCTURES TO REMAIN.
3. FLOOR LOADS SHALL NOT EXCEED 100 PSF.
4. ANY REMOVAL OF SLABS SHALL NOT EXCEED THE EQUIVALENT OF THE ORIGINAL.
5. THE CONTRACTOR SHALL BE RESPONSIBLE FOR THE PROTECTION OF ALL UTILITIES AND STRUCTURES TO REMAIN.
6. THE CONTRACTOR SHALL BE RESPONSIBLE FOR THE PROTECTION OF ALL UTILITIES AND STRUCTURES TO REMAIN.
7. THE CONTRACTOR SHALL BE RESPONSIBLE FOR THE PROTECTION OF ALL UTILITIES AND STRUCTURES TO REMAIN.
8. THE CONTRACTOR SHALL BE RESPONSIBLE FOR THE PROTECTION OF ALL UTILITIES AND STRUCTURES TO REMAIN.
9. THE CONTRACTOR SHALL BE RESPONSIBLE FOR THE PROTECTION OF ALL UTILITIES AND STRUCTURES TO REMAIN.
10. THE CONTRACTOR SHALL BE RESPONSIBLE FOR THE PROTECTION OF ALL UTILITIES AND STRUCTURES TO REMAIN.
11. THE CONTRACTOR SHALL BE RESPONSIBLE FOR THE PROTECTION OF ALL UTILITIES AND STRUCTURES TO REMAIN.
12. THE CONTRACTOR SHALL BE RESPONSIBLE FOR THE PROTECTION OF ALL UTILITIES AND STRUCTURES TO REMAIN.
13. THE CONTRACTOR SHALL BE RESPONSIBLE FOR THE PROTECTION OF ALL UTILITIES AND STRUCTURES TO REMAIN.
14. THE CONTRACTOR SHALL BE RESPONSIBLE FOR THE PROTECTION OF ALL UTILITIES AND STRUCTURES TO REMAIN.
15. THE CONTRACTOR SHALL BE RESPONSIBLE FOR THE PROTECTION OF ALL UTILITIES AND STRUCTURES TO REMAIN.
16. THE CONTRACTOR SHALL BE RESPONSIBLE FOR THE PROTECTION OF ALL UTILITIES AND STRUCTURES TO REMAIN.
17. THE CONTRACTOR SHALL BE RESPONSIBLE FOR THE PROTECTION OF ALL UTILITIES AND STRUCTURES TO REMAIN.
18. THE CONTRACTOR SHALL BE RESPONSIBLE FOR THE PROTECTION OF ALL UTILITIES AND STRUCTURES TO REMAIN.
19. THE CONTRACTOR SHALL BE RESPONSIBLE FOR THE PROTECTION OF ALL UTILITIES AND STRUCTURES TO REMAIN.
20. THE CONTRACTOR SHALL BE RESPONSIBLE FOR THE PROTECTION OF ALL UTILITIES AND STRUCTURES TO REMAIN.

6
5
4
3
2



1 DIVISION 17 - FIRST FLOOR PLAN
TABLE 170

NOTES

THIS PLAN SHALL BE USED IN CONNECTION WITH THE PERMIT TO DEMOLISH ISSUED BY THE COUNTY ENGINEER. THE CONTRACTOR SHALL BE RESPONSIBLE FOR THE PROTECTION OF ALL UTILITIES AND STRUCTURES TO REMAIN. THE CONTRACTOR SHALL BE RESPONSIBLE FOR THE PROTECTION OF ALL UTILITIES AND STRUCTURES TO REMAIN. THE CONTRACTOR SHALL BE RESPONSIBLE FOR THE PROTECTION OF ALL UTILITIES AND STRUCTURES TO REMAIN.



THE ENGINEER HAS EXAMINED THE CONTRACT DOCUMENTS AND HAS FOUND THEM TO BE COMPLETE AND CONSISTENT WITH THE REQUIREMENTS OF THE SPECIFICATIONS AND THE CODES AND REGULATIONS GOVERNING THE PRACTICE OF PROFESSIONAL ENGINEERING IN THE STATE OF ILLINOIS.



2700 S. CALIFORNIA AVENUE CHICAGO, ILLINOIS 60608
COOK COUNTY DEPARTMENT OF CORRECTIONS
 DEMOLITION OF DIVISIONS III & XVII

NO.	DATE	DESCRIPTION
1	12/15/17	ISSUED FOR PERMITS
2	1/10/18	ISSUED FOR PERMITS
3	1/10/18	ISSUED FOR PERMITS
4	1/10/18	ISSUED FOR PERMITS
5	1/10/18	ISSUED FOR PERMITS
6	1/10/18	ISSUED FOR PERMITS
7	1/10/18	ISSUED FOR PERMITS
8	1/10/18	ISSUED FOR PERMITS
9	1/10/18	ISSUED FOR PERMITS
10	1/10/18	ISSUED FOR PERMITS
11	1/10/18	ISSUED FOR PERMITS
12	1/10/18	ISSUED FOR PERMITS
13	1/10/18	ISSUED FOR PERMITS
14	1/10/18	ISSUED FOR PERMITS
15	1/10/18	ISSUED FOR PERMITS
16	1/10/18	ISSUED FOR PERMITS
17	1/10/18	ISSUED FOR PERMITS
18	1/10/18	ISSUED FOR PERMITS
19	1/10/18	ISSUED FOR PERMITS
20	1/10/18	ISSUED FOR PERMITS
21	1/10/18	ISSUED FOR PERMITS
22	1/10/18	ISSUED FOR PERMITS
23	1/10/18	ISSUED FOR PERMITS
24	1/10/18	ISSUED FOR PERMITS
25	1/10/18	ISSUED FOR PERMITS
26	1/10/18	ISSUED FOR PERMITS
27	1/10/18	ISSUED FOR PERMITS
28	1/10/18	ISSUED FOR PERMITS
29	1/10/18	ISSUED FOR PERMITS
30	1/10/18	ISSUED FOR PERMITS
31	1/10/18	ISSUED FOR PERMITS
32	1/10/18	ISSUED FOR PERMITS
33	1/10/18	ISSUED FOR PERMITS
34	1/10/18	ISSUED FOR PERMITS
35	1/10/18	ISSUED FOR PERMITS
36	1/10/18	ISSUED FOR PERMITS
37	1/10/18	ISSUED FOR PERMITS
38	1/10/18	ISSUED FOR PERMITS
39	1/10/18	ISSUED FOR PERMITS
40	1/10/18	ISSUED FOR PERMITS
41	1/10/18	ISSUED FOR PERMITS
42	1/10/18	ISSUED FOR PERMITS
43	1/10/18	ISSUED FOR PERMITS
44	1/10/18	ISSUED FOR PERMITS
45	1/10/18	ISSUED FOR PERMITS
46	1/10/18	ISSUED FOR PERMITS
47	1/10/18	ISSUED FOR PERMITS
48	1/10/18	ISSUED FOR PERMITS
49	1/10/18	ISSUED FOR PERMITS
50	1/10/18	ISSUED FOR PERMITS
51	1/10/18	ISSUED FOR PERMITS
52	1/10/18	ISSUED FOR PERMITS
53	1/10/18	ISSUED FOR PERMITS
54	1/10/18	ISSUED FOR PERMITS
55	1/10/18	ISSUED FOR PERMITS
56	1/10/18	ISSUED FOR PERMITS
57	1/10/18	ISSUED FOR PERMITS
58	1/10/18	ISSUED FOR PERMITS
59	1/10/18	ISSUED FOR PERMITS
60	1/10/18	ISSUED FOR PERMITS
61	1/10/18	ISSUED FOR PERMITS
62	1/10/18	ISSUED FOR PERMITS
63	1/10/18	ISSUED FOR PERMITS
64	1/10/18	ISSUED FOR PERMITS
65	1/10/18	ISSUED FOR PERMITS
66	1/10/18	ISSUED FOR PERMITS
67	1/10/18	ISSUED FOR PERMITS
68	1/10/18	ISSUED FOR PERMITS
69	1/10/18	ISSUED FOR PERMITS
70	1/10/18	ISSUED FOR PERMITS
71	1/10/18	ISSUED FOR PERMITS
72	1/10/18	ISSUED FOR PERMITS
73	1/10/18	ISSUED FOR PERMITS
74	1/10/18	ISSUED FOR PERMITS
75	1/10/18	ISSUED FOR PERMITS
76	1/10/18	ISSUED FOR PERMITS
77	1/10/18	ISSUED FOR PERMITS
78	1/10/18	ISSUED FOR PERMITS
79	1/10/18	ISSUED FOR PERMITS
80	1/10/18	ISSUED FOR PERMITS
81	1/10/18	ISSUED FOR PERMITS
82	1/10/18	ISSUED FOR PERMITS
83	1/10/18	ISSUED FOR PERMITS
84	1/10/18	ISSUED FOR PERMITS
85	1/10/18	ISSUED FOR PERMITS
86	1/10/18	ISSUED FOR PERMITS
87	1/10/18	ISSUED FOR PERMITS
88	1/10/18	ISSUED FOR PERMITS
89	1/10/18	ISSUED FOR PERMITS
90	1/10/18	ISSUED FOR PERMITS
91	1/10/18	ISSUED FOR PERMITS
92	1/10/18	ISSUED FOR PERMITS
93	1/10/18	ISSUED FOR PERMITS
94	1/10/18	ISSUED FOR PERMITS
95	1/10/18	ISSUED FOR PERMITS
96	1/10/18	ISSUED FOR PERMITS
97	1/10/18	ISSUED FOR PERMITS
98	1/10/18	ISSUED FOR PERMITS
99	1/10/18	ISSUED FOR PERMITS
100	1/10/18	ISSUED FOR PERMITS

SD-109

SYMBOL LEGEND:

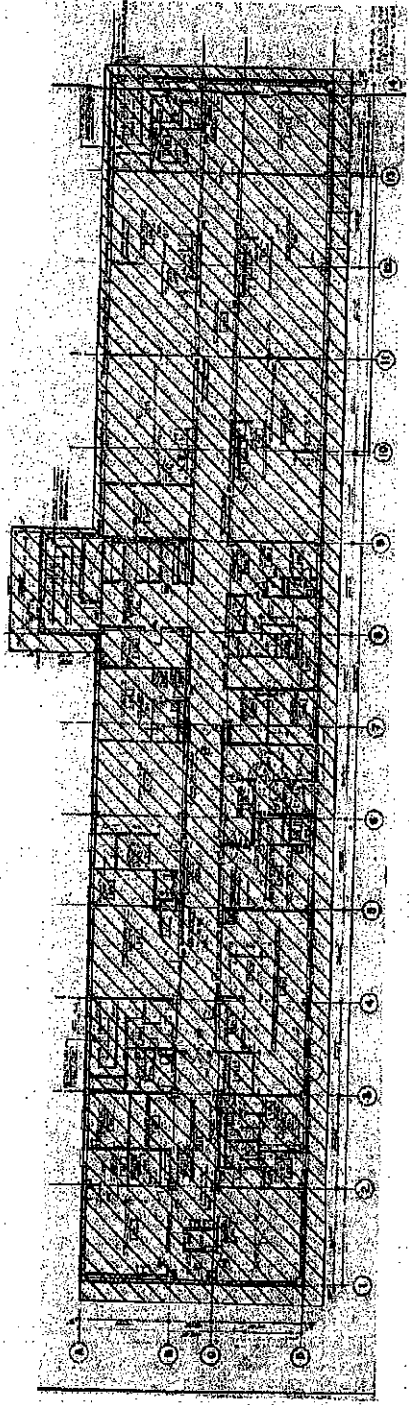


REMOVAL

NOTES:

1. ALL QUANTITIES ARE APPROXIMATE.
2. THE CONTRACTOR SHALL BE RESPONSIBLE FOR PROVIDING A MEANS AND METHOD FOR THE REMOVAL OF THE EXISTING STRUCTURE. THE CONTRACTOR SHALL PROVIDE THE SERVICES OF A STATE REGISTERED STRUCTURAL ENGINEER TO VERIFY THE SAFETY OF THE DEMOLITION AND TO DESIGN BRACING OR APPROPRIATE TO BRACE WALLS AND FLOORS FOR ALLOWED BRIDGE DESIGN.
3. FLOOR LAME (S) SHALL NOT BE USED FOR BRACING.
4. ANY COMPONENT USED ON BRACKS SHALL BE LIMITED TO THE CAPACITY OF ALL PERMITTED.

1 2 3 4 5 6



① DIVISION 17 - SECOND FLOOR PLAN
 REMOVAL

THIS DOCUMENT IS THE PROPERTY OF THE ENGINEER. IT IS TO BE USED ONLY FOR THE PROJECT AND SITE SPECIFICALLY IDENTIFIED HEREIN. ANY REUSE OR MODIFICATION OF THIS DOCUMENT WITHOUT THE WRITTEN CONSENT OF THE ENGINEER IS STRICTLY PROHIBITED. THE ENGINEER ASSUMES NO LIABILITY FOR ANY DAMAGE OR INJURY RESULTING FROM THE USE OF THIS DOCUMENT, AND THE USER ASSUMES ALL LIABILITY FOR ANY DAMAGE OR INJURY RESULTING FROM THE USE OF THIS DOCUMENT.



ARCHITECT: MERRILL J. HARRIS, ARCHITECT
 110 N. LAUREL ST., CHICAGO, ILL. 60602
 (312) 467-1100
 CONTRACT NO. 2700 S CALIFORNIA AVENUE CHICAGO, ILLINOIS 00008



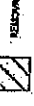
COOK COUNTY DEPARTMENT OF CORRECTIONS
 DEMOLITION OF DIVISIONS III & XVII
 2700 S CALIFORNIA AVENUE CHICAGO, ILLINOIS 00008

NO.	DATE	DESCRIPTION
1	10/1/78	ISSUED FOR PERMITS
2	10/1/78	ISSUED FOR PERMITS
3	10/1/78	ISSUED FOR PERMITS
4	10/1/78	ISSUED FOR PERMITS
5	10/1/78	ISSUED FOR PERMITS
6	10/1/78	ISSUED FOR PERMITS
7	10/1/78	ISSUED FOR PERMITS
8	10/1/78	ISSUED FOR PERMITS
9	10/1/78	ISSUED FOR PERMITS
10	10/1/78	ISSUED FOR PERMITS
11	10/1/78	ISSUED FOR PERMITS
12	10/1/78	ISSUED FOR PERMITS
13	10/1/78	ISSUED FOR PERMITS
14	10/1/78	ISSUED FOR PERMITS
15	10/1/78	ISSUED FOR PERMITS
16	10/1/78	ISSUED FOR PERMITS
17	10/1/78	ISSUED FOR PERMITS
18	10/1/78	ISSUED FOR PERMITS
19	10/1/78	ISSUED FOR PERMITS
20	10/1/78	ISSUED FOR PERMITS
21	10/1/78	ISSUED FOR PERMITS
22	10/1/78	ISSUED FOR PERMITS
23	10/1/78	ISSUED FOR PERMITS
24	10/1/78	ISSUED FOR PERMITS
25	10/1/78	ISSUED FOR PERMITS
26	10/1/78	ISSUED FOR PERMITS
27	10/1/78	ISSUED FOR PERMITS
28	10/1/78	ISSUED FOR PERMITS
29	10/1/78	ISSUED FOR PERMITS
30	10/1/78	ISSUED FOR PERMITS
31	10/1/78	ISSUED FOR PERMITS
32	10/1/78	ISSUED FOR PERMITS
33	10/1/78	ISSUED FOR PERMITS
34	10/1/78	ISSUED FOR PERMITS
35	10/1/78	ISSUED FOR PERMITS
36	10/1/78	ISSUED FOR PERMITS
37	10/1/78	ISSUED FOR PERMITS
38	10/1/78	ISSUED FOR PERMITS
39	10/1/78	ISSUED FOR PERMITS
40	10/1/78	ISSUED FOR PERMITS
41	10/1/78	ISSUED FOR PERMITS
42	10/1/78	ISSUED FOR PERMITS
43	10/1/78	ISSUED FOR PERMITS
44	10/1/78	ISSUED FOR PERMITS
45	10/1/78	ISSUED FOR PERMITS
46	10/1/78	ISSUED FOR PERMITS
47	10/1/78	ISSUED FOR PERMITS
48	10/1/78	ISSUED FOR PERMITS
49	10/1/78	ISSUED FOR PERMITS
50	10/1/78	ISSUED FOR PERMITS
51	10/1/78	ISSUED FOR PERMITS
52	10/1/78	ISSUED FOR PERMITS
53	10/1/78	ISSUED FOR PERMITS
54	10/1/78	ISSUED FOR PERMITS
55	10/1/78	ISSUED FOR PERMITS
56	10/1/78	ISSUED FOR PERMITS
57	10/1/78	ISSUED FOR PERMITS
58	10/1/78	ISSUED FOR PERMITS
59	10/1/78	ISSUED FOR PERMITS
60	10/1/78	ISSUED FOR PERMITS
61	10/1/78	ISSUED FOR PERMITS
62	10/1/78	ISSUED FOR PERMITS
63	10/1/78	ISSUED FOR PERMITS
64	10/1/78	ISSUED FOR PERMITS
65	10/1/78	ISSUED FOR PERMITS
66	10/1/78	ISSUED FOR PERMITS
67	10/1/78	ISSUED FOR PERMITS
68	10/1/78	ISSUED FOR PERMITS
69	10/1/78	ISSUED FOR PERMITS
70	10/1/78	ISSUED FOR PERMITS
71	10/1/78	ISSUED FOR PERMITS
72	10/1/78	ISSUED FOR PERMITS
73	10/1/78	ISSUED FOR PERMITS
74	10/1/78	ISSUED FOR PERMITS
75	10/1/78	ISSUED FOR PERMITS
76	10/1/78	ISSUED FOR PERMITS
77	10/1/78	ISSUED FOR PERMITS
78	10/1/78	ISSUED FOR PERMITS
79	10/1/78	ISSUED FOR PERMITS
80	10/1/78	ISSUED FOR PERMITS
81	10/1/78	ISSUED FOR PERMITS
82	10/1/78	ISSUED FOR PERMITS
83	10/1/78	ISSUED FOR PERMITS
84	10/1/78	ISSUED FOR PERMITS
85	10/1/78	ISSUED FOR PERMITS
86	10/1/78	ISSUED FOR PERMITS
87	10/1/78	ISSUED FOR PERMITS
88	10/1/78	ISSUED FOR PERMITS
89	10/1/78	ISSUED FOR PERMITS
90	10/1/78	ISSUED FOR PERMITS
91	10/1/78	ISSUED FOR PERMITS
92	10/1/78	ISSUED FOR PERMITS
93	10/1/78	ISSUED FOR PERMITS
94	10/1/78	ISSUED FOR PERMITS
95	10/1/78	ISSUED FOR PERMITS
96	10/1/78	ISSUED FOR PERMITS
97	10/1/78	ISSUED FOR PERMITS
98	10/1/78	ISSUED FOR PERMITS
99	10/1/78	ISSUED FOR PERMITS
100	10/1/78	ISSUED FOR PERMITS

SD-110

DIVISION 17
 THIRD FLOOR

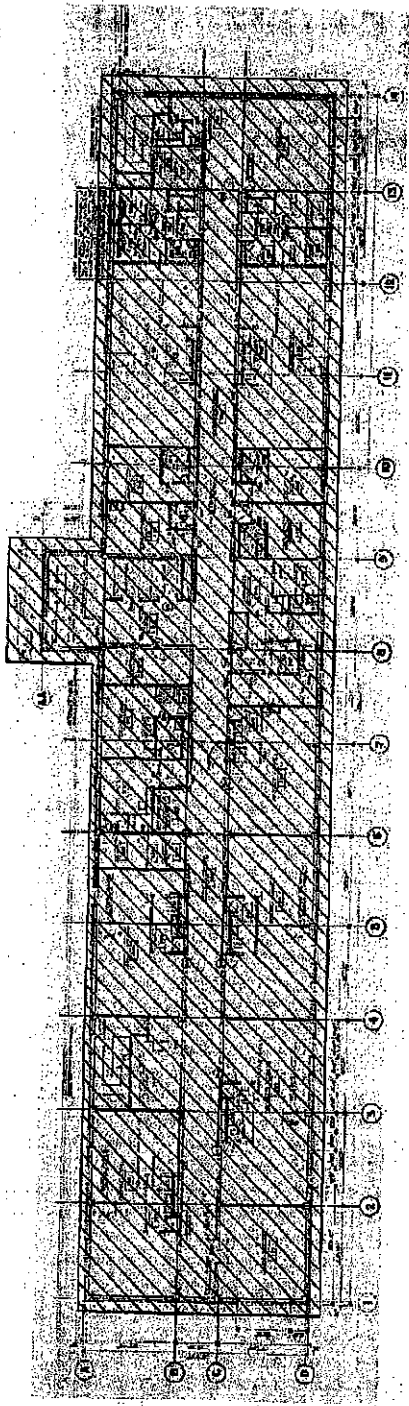
SYMBOL LEGEND:



REMOVING

NOTES:

1. SEE BIDDING CASE FOR GENERAL NOTES.
2. THE CONTRACTOR SHALL BE RESPONSIBLE FOR PROVIDING A SCHEDULE FOR THE DEMOLITION OF THE EXISTING STRUCTURES. THE CONTRACTOR SHALL ENCASE THE REMAINS OF A SPACE OF ALL THE EXISTING STRUCTURES TO ASSURE THE STABILITY OF THE STRUCTURE AND TO PREVENT COLLAPSE AS APPROPRIATE TO BRACE THE REMAINS FOR ALL LEVELS ABOVE AND BELOW.
3. EXISTING STRUCTURES SHALL NOT BE REMOVED UNTIL ALL BRACING IS IN PLACE AND THE CONTRACTOR SHALL NOT EXCEED THE CONTRACTOR'S PERMITS FOR THE WORK.



① DIVISION 17 - THIRD FLOOR PLAN

THIS DRAWING IS THE PROPERTY OF MERRILL J. HARRIS, ARCHITECT. IT IS TO BE USED ONLY FOR THE PROJECT AND SITE SPECIFICALLY IDENTIFIED HEREON. ANY REUSE OR REPRODUCTION OF THIS DRAWING WITHOUT THE WRITTEN PERMISSION OF MERRILL J. HARRIS, ARCHITECT, IS STRICTLY PROHIBITED. THE CONTRACTOR SHALL BE RESPONSIBLE FOR OBTAINING ALL NECESSARY PERMITS AND APPROVALS FROM THE APPROPRIATE AGENCIES. THE CONTRACTOR SHALL BE RESPONSIBLE FOR THE PROTECTION OF ALL EXISTING UTILITIES AND STRUCTURES TO REMAIN. THE CONTRACTOR SHALL BE RESPONSIBLE FOR THE PROTECTION OF ALL EXISTING UTILITIES AND STRUCTURES TO REMAIN. THE CONTRACTOR SHALL BE RESPONSIBLE FOR THE PROTECTION OF ALL EXISTING UTILITIES AND STRUCTURES TO REMAIN.



2700 S. CALIFORNIA AVENUE CHICAGO, ILLINOIS 60608



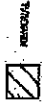
COOK COUNTY DEPARTMENT OF CORRECTIONS
DEMOLITION OF DIVISIONS III & XVII

NO.	DESCRIPTION
1	DEMOLITION
2	DEMOLITION
3	DEMOLITION
4	DEMOLITION
5	DEMOLITION
6	DEMOLITION
7	DEMOLITION
8	DEMOLITION
9	DEMOLITION
10	DEMOLITION
11	DEMOLITION
12	DEMOLITION
13	DEMOLITION
14	DEMOLITION
15	DEMOLITION
16	DEMOLITION
17	DEMOLITION
18	DEMOLITION
19	DEMOLITION
20	DEMOLITION
21	DEMOLITION
22	DEMOLITION
23	DEMOLITION
24	DEMOLITION
25	DEMOLITION
26	DEMOLITION
27	DEMOLITION
28	DEMOLITION
29	DEMOLITION
30	DEMOLITION

DIVISION 17
ROOF

SD-111

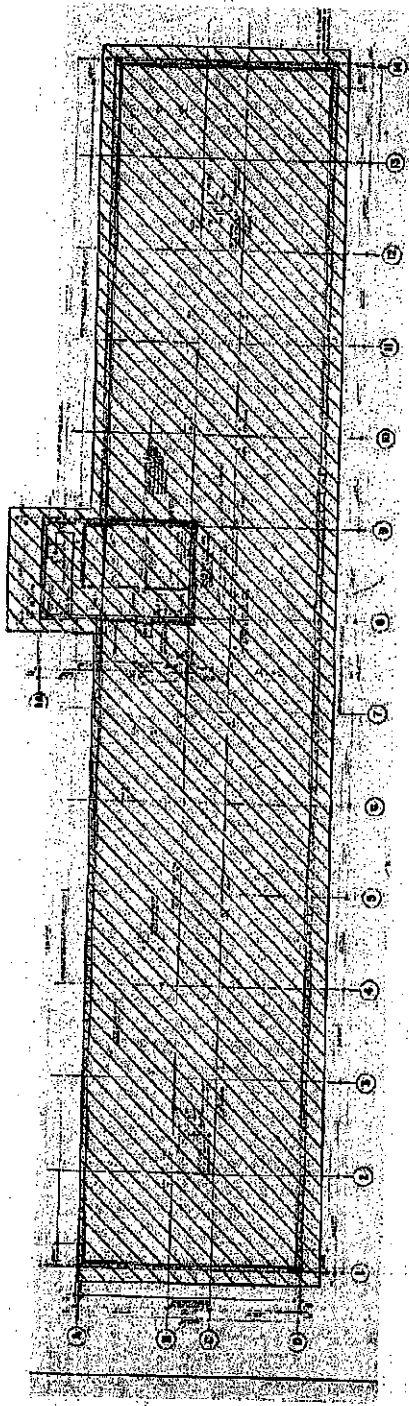
SYMBOL LEGEND:



REMOVAL

NOTES:

1. REFER SHEET C-002 FOR GENERAL NOTES.
2. THE CONTRACTOR SHALL BE RESPONSIBLE FOR PROVIDING ALL NECESSARY BRACING AND SHORING FOR THE EXISTING STRUCTURE OF THE CONTRACTOR SHALL BRACE THE STRUCTURE AS PART OF THE DEMOLITION PROCESS. TO ASSURE STRUCTURAL INTEGRITY OF THE STRUCTURE THROUGHOUT THE DEMOLITION AND TO DESIGN BRACING AS APPROPRIATE TO BRACE THE STRUCTURE FOR ALL LOADS, INCLUDING FLOOR AND ROOF LOADS, THE CONTRACTOR SHALL BE RESPONSIBLE FOR DEMONSTRATING TO THE ARCHITECT THAT THE CONTRACTOR IS IN COMPLIANCE WITH ALL LOCAL, STATE AND FEDERAL REQUIREMENTS.



① DIVISION 17 - ROOF PLAN
SCALE

THIS DRAWING IS THE PROPERTY OF THE ARCHITECT AND IS NOT TO BE REPRODUCED OR TRANSMITTED IN ANY FORM OR BY ANY MEANS, ELECTRONIC OR MECHANICAL, INCLUDING PHOTOCOPYING, RECORDING, OR BY ANY INFORMATION STORAGE AND RETRIEVAL SYSTEM, WITHOUT THE WRITTEN PERMISSION OF THE ARCHITECT. THE ARCHITECT'S LIABILITY IS LIMITED TO THE PROFESSIONAL SERVICES PROVIDED AND DOES NOT EXTEND TO ANY OTHER MATTER. THE ARCHITECT'S LIABILITY IS LIMITED TO THE PROFESSIONAL SERVICES PROVIDED AND DOES NOT EXTEND TO ANY OTHER MATTER. THE ARCHITECT'S LIABILITY IS LIMITED TO THE PROFESSIONAL SERVICES PROVIDED AND DOES NOT EXTEND TO ANY OTHER MATTER.

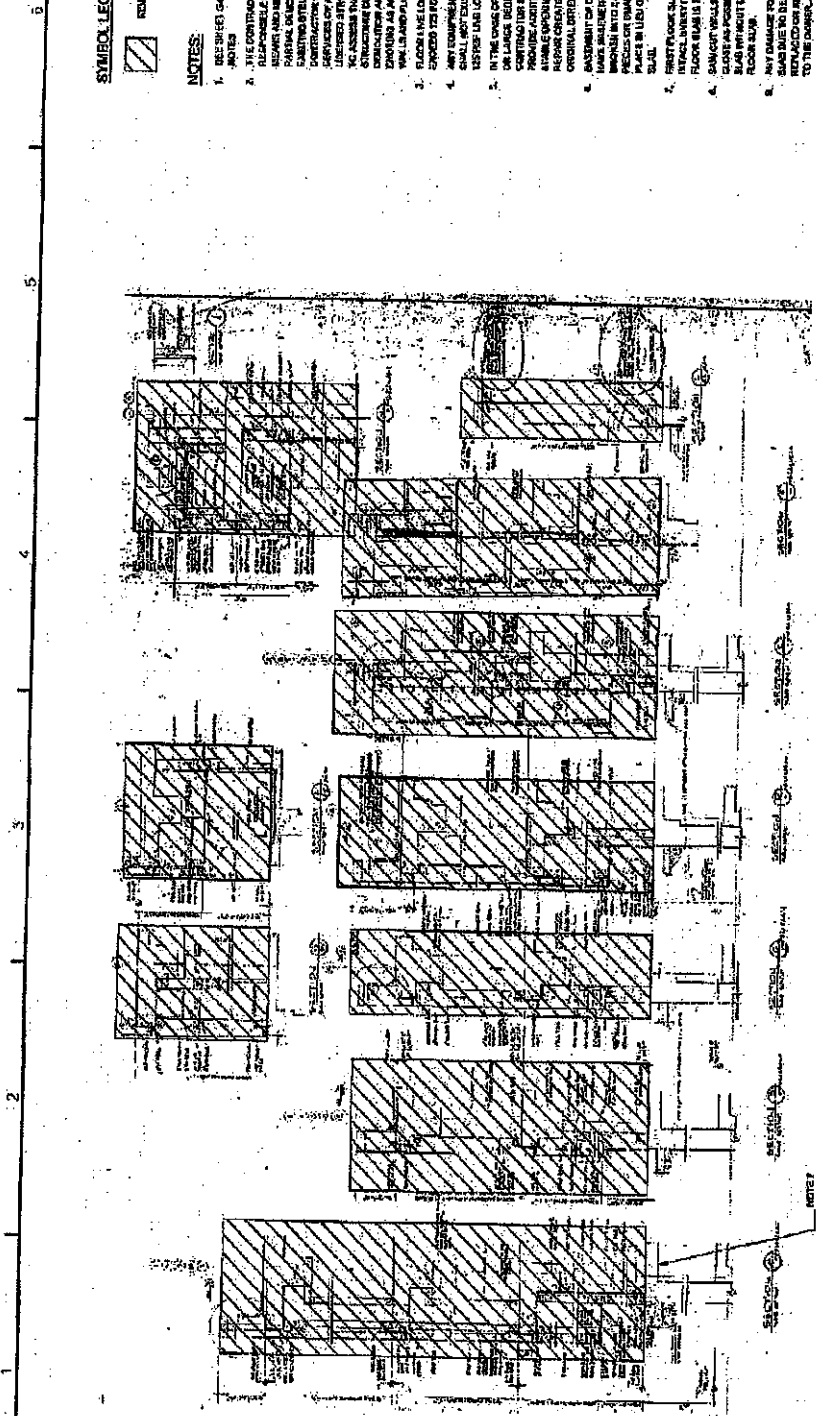
NO.	REVISION	DATE	BY	CHKD

**DIVISION 3
WALL DETAIL
SECTIONS**
SD-202

SYMBOL LEGEND:
[Hatched Box] REMOVAL

NOTES:

- SEE SHEET 2001 FOR GENERAL NOTES.
- THE CONTRACTOR SHALL BE RESPONSIBLE FOR PROVIDING ALL NECESSARY STRENGTHENING TO THE EXISTING STRUCTURES, THE DEMOLITION SHALL BE THE RESPONSIBILITY OF A STATE OF ILLINOIS LICENSED ENGINEER. THE CONTRACTOR SHALL BE RESPONSIBLE FOR THE DESIGN AND CONSTRUCTION OF ALL STRUCTURES INCLUDING ALL STACKS OF EXHAUSTION AND TO DESIGN WALLS AND APPROPRIATE TO DEMOLITION WALLS. THE CONTRACTOR SHALL NOT EXCEED THE FACE.
- ALL EXISTING STRUCTURES SHALL NOT EXCEED THE DESIGNATED LIFT LOAD.
- IN THE CASE OF LIFTING EQUIPMENT OR LARGER BEING REQUIRED, CONTRACTOR IS RESPONSIBLE TO PROVIDE ALL NECESSARY STRENGTHENING AND TO REPAIR OR REPLACE AS REQUIRED BY ORIGINAL CONTRACT.
- DEMOLITION OF DIVISION 3 WALLS SHALL BE COMPLETED AS SOON AS PRACTICABLE AND THE FOOTINGS SHALL BE REMOVED AS SOON AS POSSIBLE.
- FIRST FLOOR SHALL BE REMOVED IN PLACE AND REMAINING FIRST FLOOR SHALL BE TO BE REMOVED.
- WALLS SHALL BE TO BE REMOVED.
- WALLS SHALL BE TO BE REMOVED.
- ANY DAMAGE TO THE FIRST FLOOR SHALL BE TO BE REPAIRED OR REPLACED OR REPAIRED AT THE COST TO THE OWNER.



1 DIVISION 3 - WALL SECTION DETAILS
SCALE: N/A

THIS DOCUMENT IS THE PROPERTY OF METCALFE & EMMETT ARCHITECTS INC. AND IS TO BE USED ONLY FOR THE PROJECT AND SITE SPECIFICALLY IDENTIFIED ON THESE PLANS. IT IS NOT TO BE REPRODUCED, COPIED, REPRODUCED, OR TRANSMITTED IN ANY FORM OR BY ANY MEANS, WITHOUT THE WRITTEN PERMISSION OF METCALFE & EMMETT ARCHITECTS INC.



2700 S. CALIFORNIA AVENUE CHICAGO, ILLINOIS 60605
 312.467.2000
 WWW.METROARCHITECTS.COM



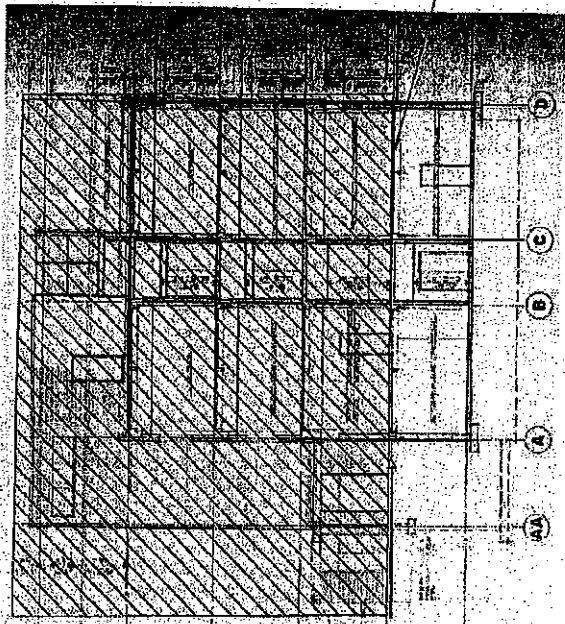
COOK COUNTY DEPARTMENT OF CORRECTIONS
 DEMOLITION OF DIVISIONS III & XVII
 2700 S. CALIFORNIA AVENUE CHICAGO, ILLINOIS 60605

PROJECT NO.	SD-203
DIVISION	DIVISION 17
SECTION	WALL SECTIONS
DATE	
DRAWN BY	
CHECKED BY	
APPROVED BY	


SYMBOL LEGEND:
 REMOVAL

NOTES:

1. THE REMOVAL SHALL BE RESPONSIBLE FOR PROVIDING ALL NECESSARY PERMITS FOR THE DEMOLITION WORK.
2. THE CONTRACTOR SHALL BE RESPONSIBLE FOR THE DEMOLITION OF ALL EXISTING WALLS AND PARTITIONS INCLUDING THE REMOVAL OF ALL PARTITIONS AND WALLS TO BE DEMOLISHED TO THE FINISH FLOOR SLAB OR TO THE FINISH CEILING AS SHOWN ON THE DEMOLITION DRAWINGS.
3. THE CONTRACTOR SHALL BE RESPONSIBLE FOR THE DEMOLITION OF ALL EXISTING WALLS AND PARTITIONS INCLUDING THE REMOVAL OF ALL PARTITIONS AND WALLS TO BE DEMOLISHED TO THE FINISH FLOOR SLAB OR TO THE FINISH CEILING AS SHOWN ON THE DEMOLITION DRAWINGS.
4. ALL DEMOLITION SHALL BE ACCORDING TO THE DEMOLITION DRAWINGS AND THE DEMOLITION SPECIFICATIONS.
5. IN THE CASE OF LARGE COMPONENTS OR LARGE ITEMS REMOVAL CONTRACTOR IS RESPONSIBLE TO PROVIDE ADEQUATE STRUCTURAL SUPPORT FOR ALL REMAINING STRUCTURE AND PERFORM ALL NECESSARY BRACING TO MAINTAIN STABILITY.
6. FIRST FLOOR SLAB TO REMAIN UNDELETED ABOVE FIRST FLOOR SLAB TO BE REMOVED. ALL WALLS AND PARTITIONS TO REMAIN TO BE DEMOLISHED SHALL BE REPAIRED OR REINSTATED AT NO COST TO THE OWNER.



1. DIVISION 17 - WALL SECTION
 SCALE: 1/8" = 1'-0"



2. DIVISION 17 - TYPICAL WALL SECTION
 SCALE: 1/8" = 1'-0"

THIS DRAWING IS THE PROPERTY OF METRO ARCHITECTS. IT IS TO BE USED ONLY FOR THE PROJECT AND SITE SPECIFICALLY IDENTIFIED HEREON. ANY REUSE OR MODIFICATION OF THIS DRAWING WITHOUT THE WRITTEN CONSENT OF METRO ARCHITECTS IS STRICTLY PROHIBITED. THE USER OF THIS DRAWING SHALL BE RESPONSIBLE FOR OBTAINING ALL NECESSARY PERMITS AND REGULATORY APPROVALS. METRO ARCHITECTS SHALL NOT BE RESPONSIBLE FOR ANY DAMAGE TO PERSONS OR PROPERTY CAUSED BY THE USE OF THIS DRAWING.

COOK COUNTY DEPARTMENT OF CORRECTIONS
 2700 S. CALIFORNIA AVENUE CHICAGO, ILLINOIS 60608

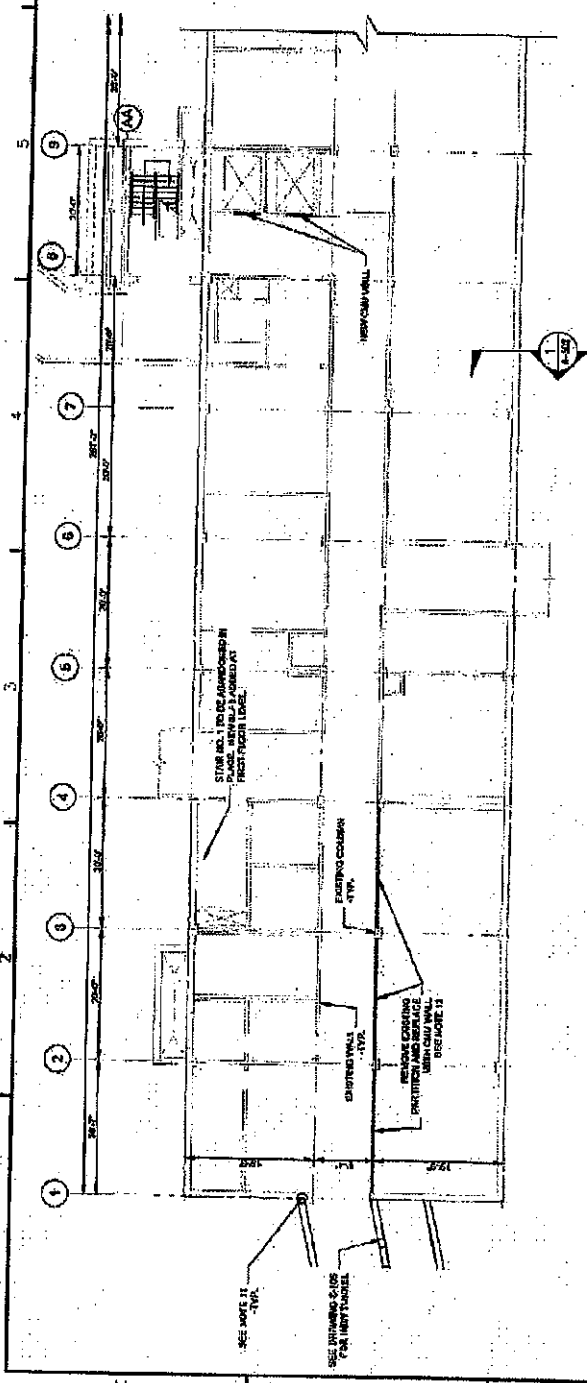


DIVISION 17
 BASEMENT
 S-103

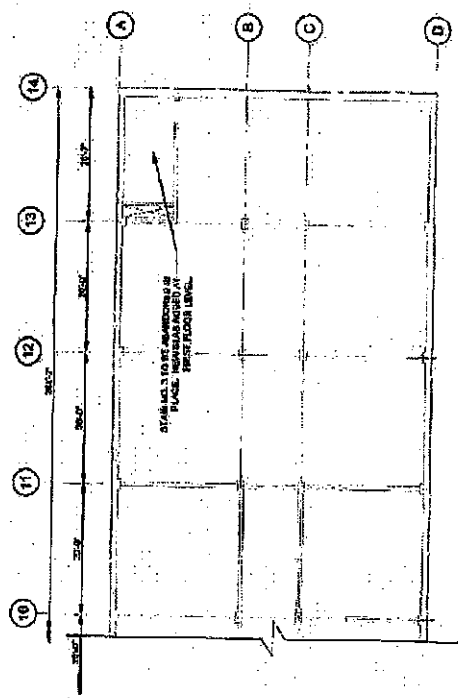
SYMBOL LEGEND

EXISTING WALL

- NOTES**
1. REFER TO ALL NOTES ON SHEETS S-101 THROUGH S-104.
 2. EXISTING CONCRETE FOUNDATION, WALLS AND INTERIOR PARTITIONS TO REMAIN AS SHOWN UNLESS INDICATED OTHERWISE.
 3. PREPARE CONCRETE FORMS AND BRACING FOR FINAL CHANGELINE DETAILS.
 4. NOT USED.
 5. SEE DIVISION 17 FOR CHANGELINE DETAILS.
 6. FULL FINISHES SHALL BE COMPLETED WITH APPROVED MATERIALS PER SPECIFICATIONS AFTER ALL WORK IS COMPLETE.
 7. NOT USED.
 8. DO NOT USE OR DAMAGE ANY CONCRETE BEAM OR STEEL MEMBER SUPPORTING OTHER FLOOR.
 9. CONTRACTOR TO VERIFY LOCATION AND STRAIGHT EXISTING BEAMS OF FLOOR SLAB.
 10. VERIFY ALL REBAR ARE TO BE FLASH WITH EXISTING FLOOR.
 11. PROVIDE WATERPROOFING FOR FLOOR JOINTS AS SPECIFIED ON CONTRACT DOCUMENTS.
 12. SEE DIVISION 17 FOR CHANGELINE DETAILS.
 13. ALL WORK SHALL BE COMPLETED AND LOCATED IN THE FIELD BY THE CONTRACTOR.



1 DIVISION 17 - BASEMENT FLOOR PLAN



2 DIVISION 17 - BASEMENT FLOOR PLAN

THIS DRAWING IS THE PROPERTY OF THE ARCHITECT AND IS NOT TO BE REPRODUCED OR TRANSMITTED IN ANY FORM OR BY ANY MEANS, ELECTRONIC OR MECHANICAL, INCLUDING PHOTOCOPYING, RECORDING, OR BY ANY INFORMATION STORAGE AND RETRIEVAL SYSTEM, WITHOUT THE WRITTEN PERMISSION OF THE ARCHITECT. THE ARCHITECT'S LIABILITY IS LIMITED TO THE PROFESSIONAL SERVICES PROVIDED BY THE ARCHITECT AND DOES NOT INCLUDE THE DESIGN OF STRUCTURAL, MECHANICAL, ELECTRICAL, OR OTHER SPECIALTY SYSTEMS UNLESS SPECIFICALLY NOTED OTHERWISE.



2700 S. CALIFORNIA AVENUE CHICAGO, ILLINOIS 60608
 COOK COUNTY DEPARTMENT OF CORRECTIONS
 DEMOLITION OF DIVISIONS III & XVII



2700 S. CALIFORNIA AVENUE CHICAGO, ILLINOIS 60608
 COOK COUNTY DEPARTMENT OF CORRECTIONS
 DEMOLITION OF DIVISIONS III & XVII

NO.	REVISION	DATE	BY	CHKD.
1	ISSUED FOR PERMITS			
2	REVISED PER COMMENTS			
3	REVISED PER COMMENTS			
4	REVISED PER COMMENTS			
5	REVISED PER COMMENTS			
6	REVISED PER COMMENTS			
7	REVISED PER COMMENTS			
8	REVISED PER COMMENTS			
9	REVISED PER COMMENTS			
10	REVISED PER COMMENTS			
11	REVISED PER COMMENTS			
12	REVISED PER COMMENTS			
13	REVISED PER COMMENTS			
14	REVISED PER COMMENTS			
15	REVISED PER COMMENTS			
16	REVISED PER COMMENTS			
17	REVISED PER COMMENTS			
18	REVISED PER COMMENTS			
19	REVISED PER COMMENTS			
20	REVISED PER COMMENTS			
21	REVISED PER COMMENTS			
22	REVISED PER COMMENTS			
23	REVISED PER COMMENTS			
24	REVISED PER COMMENTS			
25	REVISED PER COMMENTS			
26	REVISED PER COMMENTS			
27	REVISED PER COMMENTS			
28	REVISED PER COMMENTS			
29	REVISED PER COMMENTS			
30	REVISED PER COMMENTS			

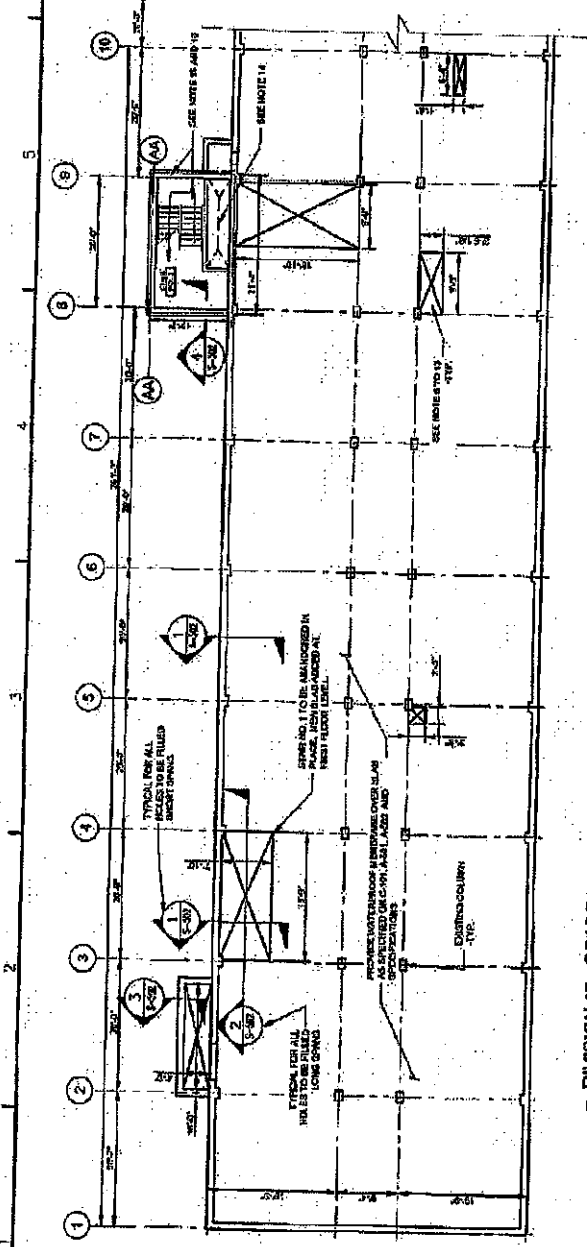
DIVISION 17
 GRADE LEVEL

S-104

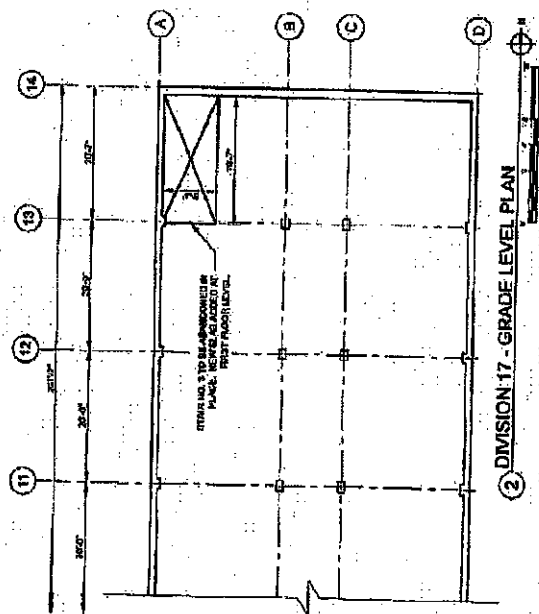
SYMBOL LEGEND

☒ EXISTING OPERATED BY SHAS TO BE FILLED

- NOTES**
1. FOR CENTERLINE NOTES SEE DRAWING 5-101.
 2. DETERMINE LOCATIONS OF BARRIERS, CURBS AND UTILITIES AND PROTECT.
 3. PREPARE COMPACTED EARTH IN PERMANENT AREAS WITH VENT CURE CURBS FOR PERMANENT CURBS AND BARRIERS.
 4. PROTECT AND REPAIR EXISTING AND NEW BELONGINGS AS PRECISED ON ARCHITECTURAL AND CIVIL DRAWINGS.
 5. NOT USED.
 6. IDENTIFY TO VERIFY LOCATIONS AND SIZE OF EXISTING UTILITIES AND FLOOR SLABS THAT ARE TO BE REMOVED. THESE ARE SHOWN AS A DASHED LINE WITH AN 'X' THROUGH IT.
 7. REMOVE ALL EXISTING CONCRETE, BRICK, BLOCK, AND OTHER MATERIALS TO BE DEMOLISHED. REPAIR OR RECONSTRUCT AS SHOWN IN NOTES.
 8. CONTRACTOR TO HAVE STRUCTURAL ENGINEER VERIFY EXISTING WALL, BEAM, AND FLOOR LOCATIONS BEFORE ANY WORK BEGINS WITH THE EXISTING NUMBER.
 9. ADDITIONAL OPERATIONS MAY BE REQUIRED TO VERIFY LOCATIONS AND SIZE OF EXISTING UTILITIES AND FLOOR SLABS THAT ARE TO BE REMOVED. THESE ARE SHOWN AS A DASHED LINE WITH AN 'X' THROUGH IT.
 10. DO NOT CUT OR DAMAGE ANY CONCRETE WORK OR STEEL BEAM UNLESS NOTED OTHERWISE.
 11. CONTRACTOR TO VERIFY LOCATION AND DEPTH OF ALL UTILITIES BEFORE ANY WORK BEGINS.
 12. ALL UTILITIES ARE TO BE PROTECTED AND NOT REMOVED UNLESS NOTED OTHERWISE.
 13. ALL UTILITIES ARE TO BE PROTECTED AND NOT REMOVED UNLESS NOTED OTHERWISE.
 14. EXISTING CURBS AND BARRIERS TO BE REMOVED UNLESS NOTED OTHERWISE. NEW CURBS AND BARRIERS TO BE INSTALLED AS SHOWN ON DRAWINGS.
 15. PREPARED OPERATIONS TO BE COMPLETED BEFORE THE START OF CONSTRUCTION OF NEW CURBS AND BARRIERS.
 16. CURBS TO BE LOCATED ACCORDING TO THE ARCHITECTURAL AND CIVIL DRAWINGS. EXISTING WALL AND BEAM LOCATIONS TO BE VERIFIED BY CONTRACTOR BEFORE ANY WORK BEGINS. VERIFY CURB LOCATION AND BARRIERS.
 17. ALL EXISTING UTILITIES TO BE REMOVED UNLESS NOTED OTHERWISE.
 18. ALL EXISTING AREAS WITH BARRIERS TO BE REMOVED UNLESS NOTED OTHERWISE. THESE ARE SHOWN AS A DASHED LINE WITH AN 'X' THROUGH IT.



1 DIVISION 17 - GRADE LEVEL PLAN



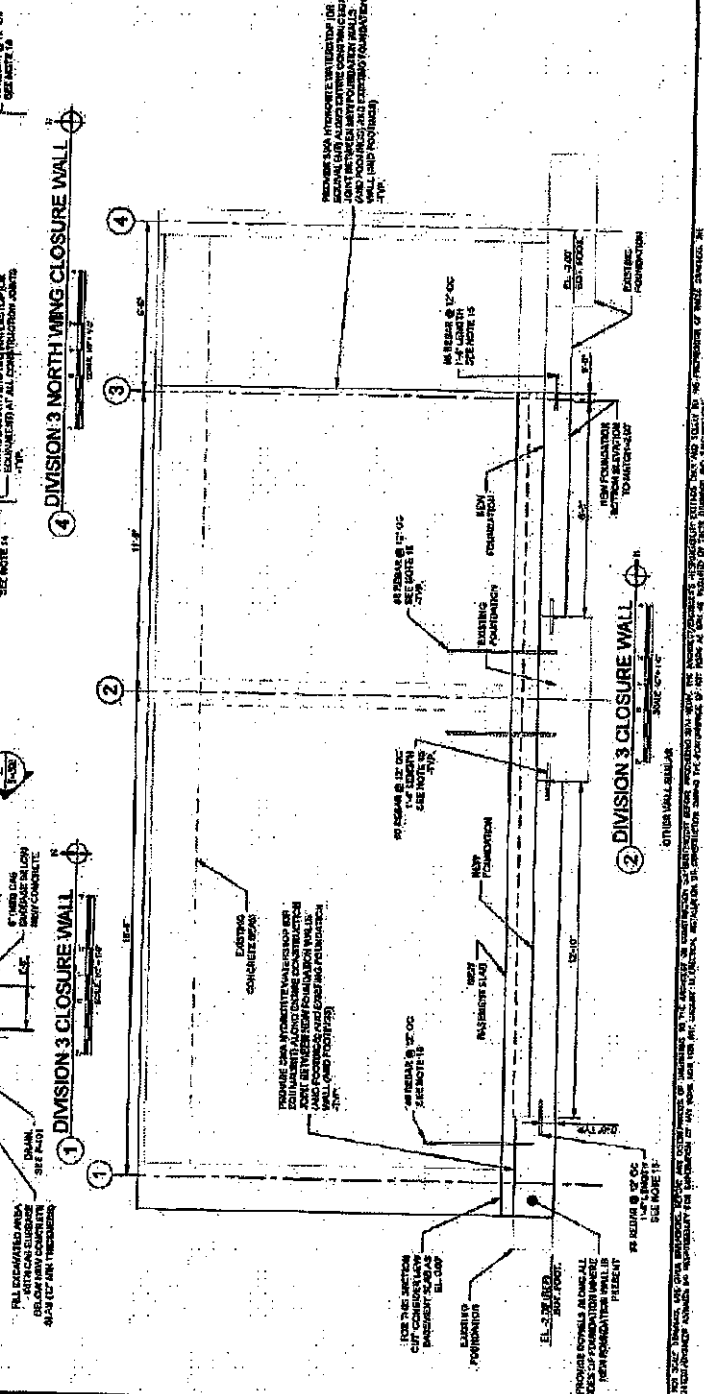
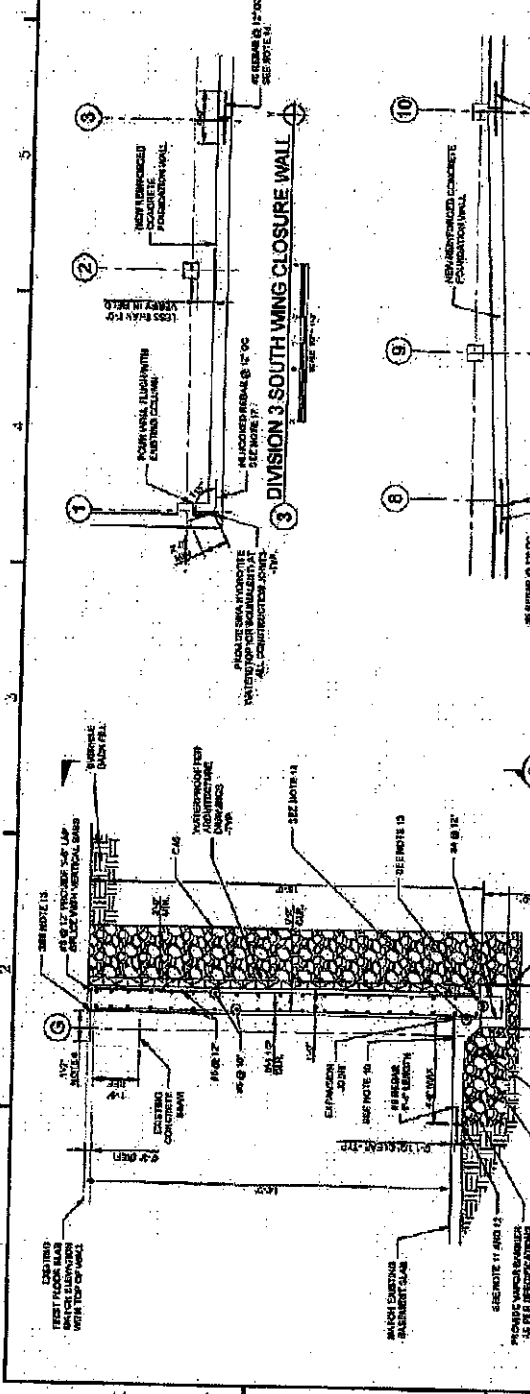
2 DIVISION 17 - GRADE LEVEL PLAN

THIS DRAWING IS THE PROPERTY OF THE ARCHITECT AND ENGINEER. IT IS TO BE USED ONLY FOR THE PROJECT AND SITE SPECIFICALLY IDENTIFIED HEREON. ANY REUSE OR REPRODUCTION OF THIS DRAWING WITHOUT THE WRITTEN PERMISSION OF THE ARCHITECT AND ENGINEER IS STRICTLY PROHIBITED. THE ARCHITECT AND ENGINEER ASSUME NO LIABILITY FOR ANY DAMAGE TO PERSONS OR PROPERTY CAUSED BY THE PERFORMANCE OF ANY WORK BASED ON THIS DRAWING.

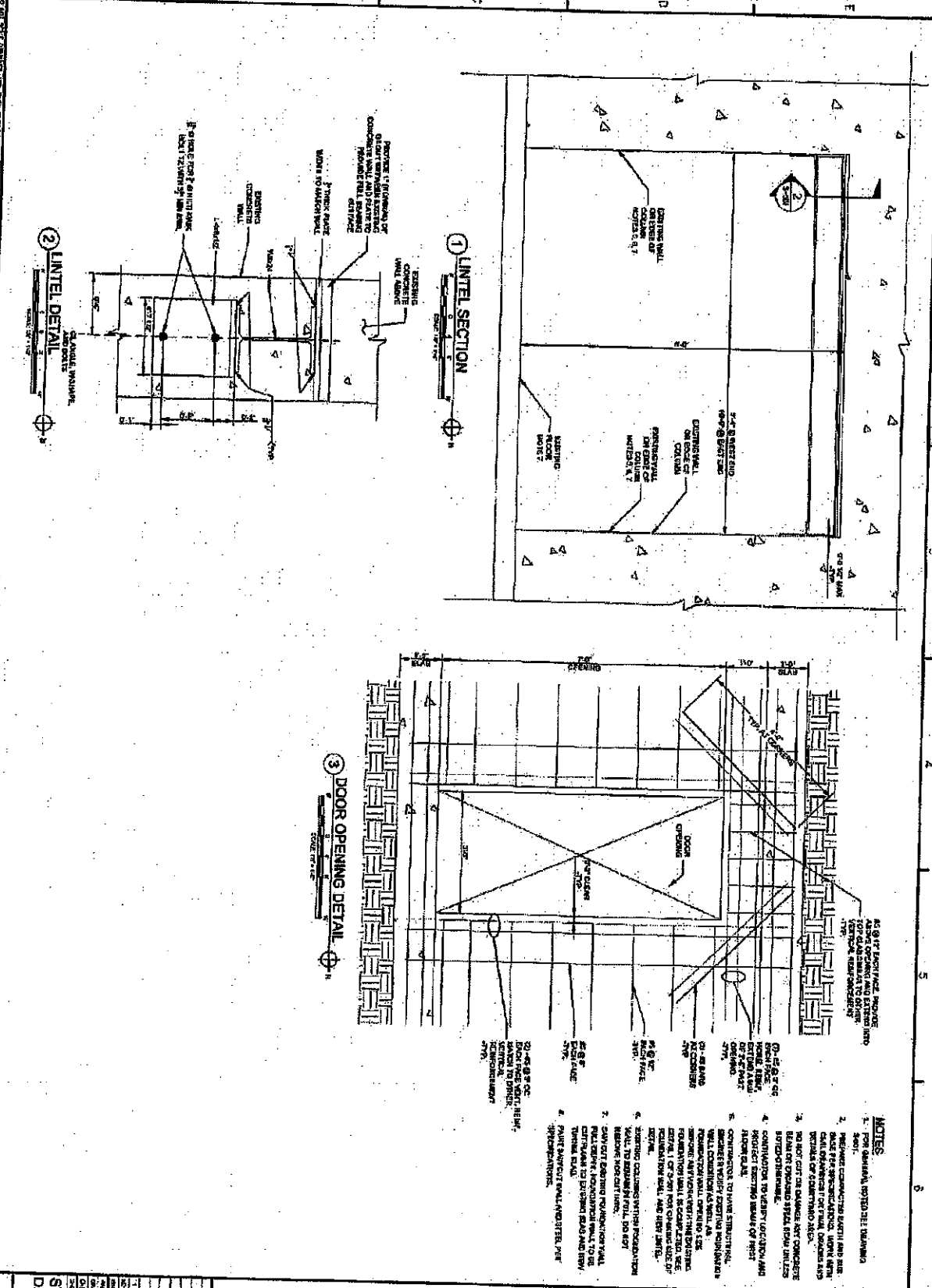
FOUNDATION
 WALL SECTION

S-302

- NOTES**
1. SEE GENERAL NOTES 222 THROUGH 228.
 2. EXISTING FOUNDATIONS AS SHOWN ON THE PLAN AND SECTION.
 3. PROVIDE COMPRESSIVE STRENGTH AND PROTECT FROM WEATHERING AND CORROSION. VERIFY THAT ALL FOUNDATION WALLS, COULERS AND FOOTINGS ARE PROTECTED AGAINST WEATHERING AND CORROSION.
 4. REMOVE EXISTING WEATHERING AND CORROSION PROTECTION FROM ALL FOUNDATION WALLS, COULERS AND FOOTINGS.
 5. FILL EXISTING AREAS WITH COMPACTED LUMP OR APPROVED GRANULAR FILL TO ORIGINAL FINISH GRADE AFTER FOOTING WALLS ARE IN PLACE.
 6. DETAIL AND CONSTRUCTION OF ALL FOUNDATION WALLS, COULERS AND FOOTINGS TO BE SHOWN ON THE PLAN AND SECTION.
 7. DO NOT CUT OR DAMAGE ANY EXISTING FOUNDATION WALLS, COULERS OR FOOTINGS THAT ARE TO REMAIN.
 8. CONTRACTOR TO VERIFY LOCATION AND DEPTH OF ALL EXISTING FOUNDATION WALLS, COULERS AND FOOTINGS.
 9. REMOVE EXISTING FOUNDATION WALLS, COULERS AND FOOTINGS TO ORIGINAL FINISH GRADE AS SHOWN ON THE PLAN AND SECTION.
 10. AT EXISTING COLUMN FOUR (4), PROVIDE APPROVED WEATHERING AND PROTECT FROM WEATHERING AND CORROSION. VERIFY THAT ALL FOUNDATION WALLS, COULERS AND FOOTINGS ARE PROTECTED AGAINST WEATHERING AND CORROSION.
 11. PROVIDE ALL WEATHERING AND PROTECT FROM WEATHERING AND CORROSION. VERIFY THAT ALL FOUNDATION WALLS, COULERS AND FOOTINGS ARE PROTECTED AGAINST WEATHERING AND CORROSION.
 12. SHALL BE CONFORMANT WITH ALL APPLICABLE CODES AND REGULATIONS.
 13. PROVIDE ALL WEATHERING AND PROTECT FROM WEATHERING AND CORROSION. VERIFY THAT ALL FOUNDATION WALLS, COULERS AND FOOTINGS ARE PROTECTED AGAINST WEATHERING AND CORROSION.
 14. PROVIDE ALL WEATHERING AND PROTECT FROM WEATHERING AND CORROSION. VERIFY THAT ALL FOUNDATION WALLS, COULERS AND FOOTINGS ARE PROTECTED AGAINST WEATHERING AND CORROSION.
 15. PROVIDE ALL WEATHERING AND PROTECT FROM WEATHERING AND CORROSION. VERIFY THAT ALL FOUNDATION WALLS, COULERS AND FOOTINGS ARE PROTECTED AGAINST WEATHERING AND CORROSION.
 16. PROVIDE ALL WEATHERING AND PROTECT FROM WEATHERING AND CORROSION. VERIFY THAT ALL FOUNDATION WALLS, COULERS AND FOOTINGS ARE PROTECTED AGAINST WEATHERING AND CORROSION.
 17. PROVIDE ALL WEATHERING AND PROTECT FROM WEATHERING AND CORROSION. VERIFY THAT ALL FOUNDATION WALLS, COULERS AND FOOTINGS ARE PROTECTED AGAINST WEATHERING AND CORROSION.
 18. PROVIDE ALL WEATHERING AND PROTECT FROM WEATHERING AND CORROSION. VERIFY THAT ALL FOUNDATION WALLS, COULERS AND FOOTINGS ARE PROTECTED AGAINST WEATHERING AND CORROSION.
 19. PROVIDE ALL WEATHERING AND PROTECT FROM WEATHERING AND CORROSION. VERIFY THAT ALL FOUNDATION WALLS, COULERS AND FOOTINGS ARE PROTECTED AGAINST WEATHERING AND CORROSION.
 20. PROVIDE ALL WEATHERING AND PROTECT FROM WEATHERING AND CORROSION. VERIFY THAT ALL FOUNDATION WALLS, COULERS AND FOOTINGS ARE PROTECTED AGAINST WEATHERING AND CORROSION.



NOTES: 1. CONTRACTOR TO VERIFY LOCATION AND DEPTH OF ALL EXISTING FOUNDATION WALLS, COULERS AND FOOTINGS. 2. PROVIDE ALL WEATHERING AND PROTECT FROM WEATHERING AND CORROSION. VERIFY THAT ALL FOUNDATION WALLS, COULERS AND FOOTINGS ARE PROTECTED AGAINST WEATHERING AND CORROSION. 3. PROVIDE ALL WEATHERING AND PROTECT FROM WEATHERING AND CORROSION. VERIFY THAT ALL FOUNDATION WALLS, COULERS AND FOOTINGS ARE PROTECTED AGAINST WEATHERING AND CORROSION. 4. PROVIDE ALL WEATHERING AND PROTECT FROM WEATHERING AND CORROSION. VERIFY THAT ALL FOUNDATION WALLS, COULERS AND FOOTINGS ARE PROTECTED AGAINST WEATHERING AND CORROSION. 5. PROVIDE ALL WEATHERING AND PROTECT FROM WEATHERING AND CORROSION. VERIFY THAT ALL FOUNDATION WALLS, COULERS AND FOOTINGS ARE PROTECTED AGAINST WEATHERING AND CORROSION. 6. PROVIDE ALL WEATHERING AND PROTECT FROM WEATHERING AND CORROSION. VERIFY THAT ALL FOUNDATION WALLS, COULERS AND FOOTINGS ARE PROTECTED AGAINST WEATHERING AND CORROSION. 7. PROVIDE ALL WEATHERING AND PROTECT FROM WEATHERING AND CORROSION. VERIFY THAT ALL FOUNDATION WALLS, COULERS AND FOOTINGS ARE PROTECTED AGAINST WEATHERING AND CORROSION. 8. PROVIDE ALL WEATHERING AND PROTECT FROM WEATHERING AND CORROSION. VERIFY THAT ALL FOUNDATION WALLS, COULERS AND FOOTINGS ARE PROTECTED AGAINST WEATHERING AND CORROSION. 9. PROVIDE ALL WEATHERING AND PROTECT FROM WEATHERING AND CORROSION. VERIFY THAT ALL FOUNDATION WALLS, COULERS AND FOOTINGS ARE PROTECTED AGAINST WEATHERING AND CORROSION. 10. PROVIDE ALL WEATHERING AND PROTECT FROM WEATHERING AND CORROSION. VERIFY THAT ALL FOUNDATION WALLS, COULERS AND FOOTINGS ARE PROTECTED AGAINST WEATHERING AND CORROSION. 11. PROVIDE ALL WEATHERING AND PROTECT FROM WEATHERING AND CORROSION. VERIFY THAT ALL FOUNDATION WALLS, COULERS AND FOOTINGS ARE PROTECTED AGAINST WEATHERING AND CORROSION. 12. PROVIDE ALL WEATHERING AND PROTECT FROM WEATHERING AND CORROSION. VERIFY THAT ALL FOUNDATION WALLS, COULERS AND FOOTINGS ARE PROTECTED AGAINST WEATHERING AND CORROSION. 13. PROVIDE ALL WEATHERING AND PROTECT FROM WEATHERING AND CORROSION. VERIFY THAT ALL FOUNDATION WALLS, COULERS AND FOOTINGS ARE PROTECTED AGAINST WEATHERING AND CORROSION. 14. PROVIDE ALL WEATHERING AND PROTECT FROM WEATHERING AND CORROSION. VERIFY THAT ALL FOUNDATION WALLS, COULERS AND FOOTINGS ARE PROTECTED AGAINST WEATHERING AND CORROSION. 15. PROVIDE ALL WEATHERING AND PROTECT FROM WEATHERING AND CORROSION. VERIFY THAT ALL FOUNDATION WALLS, COULERS AND FOOTINGS ARE PROTECTED AGAINST WEATHERING AND CORROSION. 16. PROVIDE ALL WEATHERING AND PROTECT FROM WEATHERING AND CORROSION. VERIFY THAT ALL FOUNDATION WALLS, COULERS AND FOOTINGS ARE PROTECTED AGAINST WEATHERING AND CORROSION. 17. PROVIDE ALL WEATHERING AND PROTECT FROM WEATHERING AND CORROSION. VERIFY THAT ALL FOUNDATION WALLS, COULERS AND FOOTINGS ARE PROTECTED AGAINST WEATHERING AND CORROSION. 18. PROVIDE ALL WEATHERING AND PROTECT FROM WEATHERING AND CORROSION. VERIFY THAT ALL FOUNDATION WALLS, COULERS AND FOOTINGS ARE PROTECTED AGAINST WEATHERING AND CORROSION. 19. PROVIDE ALL WEATHERING AND PROTECT FROM WEATHERING AND CORROSION. VERIFY THAT ALL FOUNDATION WALLS, COULERS AND FOOTINGS ARE PROTECTED AGAINST WEATHERING AND CORROSION. 20. PROVIDE ALL WEATHERING AND PROTECT FROM WEATHERING AND CORROSION. VERIFY THAT ALL FOUNDATION WALLS, COULERS AND FOOTINGS ARE PROTECTED AGAINST WEATHERING AND CORROSION.



NOTES

1. FOR GENERAL NOTES SEE DRAWING 11-001-00.
2. REINFORCING BARS SHALL BE AS SHOWN UNLESS OTHERWISE NOTED.
3. ALL REINFORCING BARS SHALL BE EPOXY COATED UNLESS OTHERWISE NOTED.
4. CONCRETE SHALL BE TYPE III OR TYPE IV UNLESS OTHERWISE NOTED.
5. CONCRETE SHALL BE PLACED AND COMPACTED AS SHOWN UNLESS OTHERWISE NOTED.
6. ALL WALLS SHALL BE FINISHED WITH PLASTER OR GYP-SOLAR UNLESS OTHERWISE NOTED.
7. ALL WALLS SHALL BE PAINTED WITH INTERIOR PEARL LUMINA UNLESS OTHERWISE NOTED.
8. ALL WALLS SHALL BE FINISHED WITH PLASTER OR GYP-SOLAR UNLESS OTHERWISE NOTED.
9. ALL WALLS SHALL BE PAINTED WITH INTERIOR PEARL LUMINA UNLESS OTHERWISE NOTED.

1 LINTEL SECTION

2 LINTEL DETAIL

3 DOOR OPENING DETAIL

REINFORCE 1" (MINIMUM) OF CONCRETE WALL AND PLASTER TO PREVENT CRACKING AT JOINT

3/4" THICK PLASTER MOUNTED TO MASONRY WALL

REINFORCING BARS (AS SHOWN) SHALL BE EPOXY COATED UNLESS OTHERWISE NOTED

CONCRETE LINTEL WITH #4 @ 8" ON CENTER

MINIMUM 4" CLEARANCE ABOVE AND BELOW LINTEL

3/4" THICK PLASTER MOUNTED TO MASONRY WALL

DOOR FRAME WITH #4 @ 8" ON CENTER

MINIMUM 4" CLEARANCE ABOVE AND BELOW DOOR FRAME

3/4" THICK PLASTER MOUNTED TO MASONRY WALL



COOK COUNTY DEPARTMENT OF CORRECTIONS
 DEMOLITION OF DIVISIONS III & XVII

2700 S. CALIFORNIA AVENUE CHICAGO, ILLINOIS 60608

S-501

STRUCTURAL
 DETAILS 1 OF 2

ID	Task Name	Duration	Month 1	Month 2	Month 3	Month 4	Month 5	Month 6
1	NTP	1 day	[Gantt bar for NTP: spans from the start of Month 1 to the end of Month 1]					
2	Selective Demo	42 days	[Gantt bar for Selective Demo: spans from the start of Month 1 to the end of Month 2]					
3	Submittal Process	20 days	[Gantt bar for Submittal Process: spans from the start of Month 2 to the end of Month 3]					
4	Material Lead Time	60 days	[Gantt bar for Material Lead Time: spans from the start of Month 2 to the end of Month 4]					
5	Construction	87 days	[Gantt bar for Construction: spans from the start of Month 2 to the end of Month 5]					
6	COFA	1 day	[Gantt bar for COFA: spans from the end of Month 5 to the end of Month 6]					

Job Order Contract

APPROVED - Price Proposal Summary - CSI

Date: September 05, 2017

Contract Number: 1555-14475-GC1

Job Order Number: 042948.02

Job Order Title: DOC Mechanical Systems Capital Renewals and Renov/Repl-Div 17 Mechanical Systems Restoration

Contractor: F.H. Paschen, S.N. Nielsen & Associates LLC

Proposal Value: \$632,044.67

Proposal Name: Division XVII (Old Cermak Hospital) Demolition - Supplemental R4

01 - General Requirements:	\$8,849.92
02 - Existing Conditions:	\$6,842.01
07 - Thermal And Moisture Protection:	\$77,147.19
08 - Openings:	\$4,561.80
09 - Finishes:	\$20,844.33
14 - Conveying Systems:	\$12,153.54
22 - Plumbing:	\$113,033.18
23 - Heating, Ventilating, And Air-Conditioning (HVAC):	\$233,093.74
26 - Electrical:	\$42,338.44
27 - Communications:	\$8,088.05
28 - Electronic Safety And Security:	\$5,092.47
Proposal Total	\$532,044.67

This proposal total represents the correct total for the proposal. Any discrepancy between line totals, sub-totals and the proposal total is due to rounding of the line totals and sub-totals.

The Percent of NPP on this Proposal: 0.00%


Sheila Atkins, Project Director

9/29/17
Date


Frank Nelson, Project Manager

9/2/17
Date

Job Order Contract

APPROVED - Price Proposal Detail - CSI

Date: September 05, 2017
Contract Number: 1555-14475-GC1
Job Order Number: 042948.02
Job Order Title: DOC Mechanical Systems Capital Renewals and Renov/Rep-Div 17 Mechanical Systems Restoration
Contractor: F.H. Paschen, S.N. Nielsen & Associates LLC
Proposal Value: \$532,044.67
Proposal Name: Division XVII (Old Cermak Hospital) Demolition - Supplemental R4
Adjustment Factor(s) Used: 0.7609-Other Than Normal Working Hours

Req#	CSI Number	Mod.	UOM	Description	Line Total
01 - General Requirements					

7	01 22 23 00 0908		MO	16 CY Rear Dump Truck With Full-Time Truck Driver	\$6,691.41
---	------------------	--	----	---	------------

	Quantity		Unit Price		Factor	Total
Installation	0.50	x	\$17,588.15	x	0.7609 =	\$6,691.41

User Note: Dump truck for hauling off construction debris and rubbish for selective demo operations.

Category1: 02000 - Selective Demolition

2	01 95 07 00 0023		LF	2-1/2" Pocket, J-Channel For Vinyl Siding	\$2,158.51
---	------------------	--	----	---	------------

	Quantity		Unit Price		Factor	Total
Installation	629.00	x	\$4.51	x	0.7609 =	\$2,158.51

User Note: Provide and install j channel to anchor weatherproofing around perimeter of building.

282' x 2 + 52.5' x 2 = 629 LF

Category1: 07100 - Weatherproofing

Subtotal for 01 - General Requirements: \$8,849.92

02 - Existing Conditions

3	02 89 00 00 0003		SF	1/2" Plywood For Solid Isolation Barrier	\$6,842.01
---	------------------	--	----	--	------------

	Quantity		Unit Price		Factor	Total
Installation	3,200.00	x	\$2.81	x	0.7609 =	\$6,842.01

User Note: Provide plywood for protection of installed weather proofing.

100 sheets x 4' x 8' = 3200 SF

Category1: 07100 - Weatherproofing

Subtotal for 02 - Existing Conditions: \$6,842.01

07 - Thermal And Moisture Protection

4	07 22 16 00 0025		SF	3-1/2" Thick, R12.04, Foam Glass (Cellular Glass), Roof Board Insulation	\$65,338.86
---	------------------	--	----	--	-------------

	Quantity		Unit Price		Factor	Total
Installation	13,110.00	x	\$6.55	x	0.7609 =	\$65,338.86

User Note: Insulation for weatherproofing system, 13755 SF + 1258 SF + 410 SF = 15,423 SF

15% quantity reduction by FHP

Category1: 07100 - Weatherproofing

Price Proposal Detail - CSI Continues..

Job Order Number: 042948.02
 Job Order Title: DOC Mechanical Systems Capital Renewals and Renovations/Replacement

Rec#	CSI Number	Mod.	UOM	Description	Line Total		
07 - Thermal And Moisture Protection							
5	07 22 16 00 0025	0131		For Mechanically Fastened To Concrete, Add	\$2,793.11		
			Quantity	Unit Price	Factor	Total	
			Installation	13,110.00 x	\$0.28 x	0.7609 =	\$2,793.11
Category1: 07100 - Weatherproofing							
6	07 51 13 00 0023		SQ	Asphalt Coated Polyester And Fiberglass Scrim, Base Or Ply Sheet, Mechanically Fastened	\$404.43		
			Quantity	Unit Price	Factor	Total	
			Installation	4.40 x	\$120.80 x	0.7609 =	\$404.43
User Note: Provide mechanically fastened roof membrane at weather barriers over (2) stairwells.							
220 SF EA x 2 EA = 440 SF ~ 4.4 SQ							
Category1: 06100 - Carpentry							
7	07 51 13 00 0023	0097		For Up To 10, Add	\$33.35		
			Quantity	Unit Price	Factor	Total	
			Installation	4.40 x	\$9.96 x	0.7609 =	\$33.35
Category1: 06100 - Carpentry							
8	07 65 19 00 0006		LF	18" Wide Strip, 60 Mil, Neoprene Flashing	\$4,833.92		
			Quantity	Unit Price	Factor	Total	
			Installation	629.00 x	\$10.10 x	0.7609 =	\$4,833.92
User Note: Flashing installed at vertical face around perimeter of building.							
262 + 262 + 52.5 + 52.5 = 629 LF							
Category1: 07100 - Weatherproofing							
9	07 65 19 00 0007		LF	24" Wide Strip, 60 Mil, Neoprene Flashing	\$2,434.13		
			Quantity	Unit Price	Factor	Total	
			Installation	262.00 x	\$12.21 x	0.7609 =	\$2,434.13
User Note: Flashing at bottom perimeter of weather barriers at basement, stairwells, and elevator shaft.							
Basement weather walls = 80 LF Stairwell perimeter = 116 LF Elevator shaft perimeter = 66 LF							
Category1: 06100 - Carpentry							
10	07 64 13 16 0004		EA	2" Diameter Intumescent Firestop Sleeve (STI FS201)	\$845.15		
			Quantity	Unit Price	Factor	Total	
			Installation	16.00 x	\$89.42 x	0.7609 =	\$845.15
User Note: Provide firestop sleeve for through wall penetrations. 1 sleeve x 16 penetrations.							
Category1: 26000 - Electrical							
11	07 64 13 19 0004		EA	1-1/2" Diameter Hole With 3/4" Pipe, Sealed With Intumescent Firestop Sealant	\$464.24		
			Quantity	Unit Price	Factor	Total	
			Installation	28.00 x	\$21.79 x	0.7609 =	\$464.24
User Note: Provide and install firestopping for cores for cameras. 2 holes per core x 14 cores = 28 holes.							
Category1: 26000 - Exterior Cameras							
Subtotal for 07 - Thermal And Moisture Protection:					\$77,147.19		

Price Proposal Detail - CSI Continues..

Job Order Number: 042948.02
 Job Order Title: DOC Mechanical Systems Capital Renewals and Renovations/Replacement

Rec#	CSI Number	Mod.	UOM	Description	Line Total	
08 - Openings						
12	08 12 13 13 0007	EA		3' x 6'-6" Through 7'-2" x 4-3/4" Deep Metal Door Frame, 16 Gauge	\$588.64	
			Quantity	Unit Price	Factor	Total
		Installation	2.00 x	\$285.11 x	0.7609 =	\$433.88
		Demolition	2.00 x	\$68.55 x	0.7609 =	\$134.76
		User Note: Provide, install, and remove door frames for temporary egress structures.				
Category1: 06100 - Carpentry						
13	08 14 16 00 0037	EA		3' x 7' x 1-3/8" Solid Core, Birch Faced Door	\$504.64	
			Quantity	Unit Price	Factor	Total
		Installation	2.00 x	\$278.48 x	0.7609 =	\$423.79
		Demolition	2.00 x	\$53.13 x	0.7609 =	\$80.85
		User Note: Provide, install, and remove doors for temporary egress structures.				
Category1: 06100 - Carpentry						
14	08 34 63 13 0036	EA		3' x 7' x 6-3/4" Deep Metal Door Frame 7 Gauge Frame For 1-3/4" Door	\$356.41	
			Quantity	Unit Price	Factor	Total
		Installation	1.00 x	\$468.41 x	0.7609 =	\$356.41
		User Note: Provide and install detention grade door frame for tunnel opening at division 17.				
Category1: 06100 - Carpentry						
15	08 34 63 13 0059	EA		3' x 7' x 1-3/4" 10 Gauge Metal Door	\$407.26	
			Quantity	Unit Price	Factor	Total
		Installation	1.00 x	\$535.23 x	0.7609 =	\$407.26
		User Note: Provide and install detention grade door for utility opening at Division 17 and Division 3 Tunnel Extension				
Category1: 06100 - Carpentry						
16	08 56 56 00 0010	SF		9 Gauge, Wire Mesh, Operable, Steel Security Window Screen	\$798.49	
			Quantity	Unit Price	Factor	Total
		Installation	0.00 x	\$22.93 x	0.7609 =	\$0.00
		Demolition	180.00 x	\$5.83 x	0.7609 =	\$798.49
		User Note: Demolish mesh wire on interior wall in Division 17 basement.				
		60' x 3' = 180 SF				
Category1: 02000 - Selective Demolition						
17	08 71 16 00 0080	EA		4-1/2", Swing Clear, Offset Hinges	\$241.14	
			Quantity	Unit Price	Factor	Total
		Installation	6.00 x	\$50.05 x	0.7609 =	\$228.50
		Demolition	6.00 x	\$2.77 x	0.7609 =	\$12.65
		User Note: Provide, install, and remove hinges for temporary egress structures.				
Category1: 06100 - Carpentry						
18	08 71 63 00 0009	EA		Prison Deadlock, Group H	\$691.46	
			Quantity	Unit Price	Factor	Total
		Installation	1.00 x	\$908.74 x	0.7609 =	\$691.46
		User Note: Provide and install detention grade door deadlock for tunnel opening at division 17.				
Category1: 06100 - Carpentry						

Price Proposal Detail - CSI Continues..

Job Order Number: 042948.02
 Job Order Title: DOC Mechanical Systems Capital Renewals and Renovations/Replacement

Rec#	CSI Number	Mod.	UCM	Description	Line Total			
08 - Openings								
19	08 71 63 00 0016		EA	Hinges For Detention Door	\$618.63			
				Quantity	Unit Price	Factor	Total	
				Installation	3.00 x	\$271.01 x	0.7609 =	\$618.63
User Note: Provide and install detention grade door hinges for tunnel opening at division 17.								
Category1: 06100 - Carpentry								
20	08 71 63 00 0017		EA	Door Closer For Detention Door	\$320.72			
				Quantity	Unit Price	Factor	Total	
				Installation	1.00 x	\$421.50 x	0.7609 =	\$320.72
User Note: Provide and install detention grade door closer for tunnel opening at division 17.								
Category1: 06100 - Carpentry								
21	08 71 63 00 0020		EA	Door Pulls For Detention Door	\$54.41			
				Quantity	Unit Price	Factor	Total	
				Installation	1.00 x	\$71.51 x	0.7609 =	\$54.41
User Note: Provide and install detention grade door pull for tunnel opening at division 17.								
Category1: 06100 - Carpentry								
Subtotal for 08 - Openings:					\$4,561.80			
09 - Finishes								
22	09 91 23 00 0040		SF	Paint Interior Concrete Block, 1 Coat Filler, Brush Work	\$4,499.05			
				Quantity	Unit Price	Factor	Total	
				Installation	6,224.00 x	\$0.95 x	0.7609 =	\$4,499.05
User Note: Paint 1 primer coat for concrete CMU walls in Division 17 tunnel and stairwells. 2 walls x 285' x 8'+ 1 stair x 2 walls x 32' x 16' + 2 walls x 40' x 8' = 6224 SF								
Category1: 09900 - Painting								
23	09 91 23 00 0040	0273		For >5,000 To 10,000, Deduct	-\$473.58			
				Quantity	Unit Price	Factor	Total	
				Installation	6,224.00 x	\$-0.10 x	0.7609 =	-\$473.58
Category1: 09900 - Painting								
24	09 91 23 00 0046		SF	Paint Interior Concrete Block, 2 Coats Paint, Brush/Roller Work	\$7,814.14			
				Quantity	Unit Price	Factor	Total	
				Installation	6,224.00 x	\$1.65 x	0.7609 =	\$7,814.14
User Note: Paint 2 final coats for concrete CMU walls in Division 17 tunnel and stairwell. 2 walls x 285' x 8'+ 1 stair x 2 walls x 32' x 16' + 2 walls x 40' x 8' = 6224 SF								
Category1: 09900 - Painting								
25	09 91 23 00 0046	0273		For >5,000 To 10,000, Deduct	-\$805.09			
				Quantity	Unit Price	Factor	Total	
				Installation	6,224.00 x	\$-0.17 x	0.7609 =	-\$805.09
Category1: 09900 - Painting								

Price Proposal Detail - CSI Continues..

Job Order Number: 042948.02

Job Order Title: DOC Mechanical Systems Capital Renewals and Renovations/Replacement

Rec#	CSI Number	Mod.	UOM	Description	Line Total
09 - Finishes					
26	09 91 23 00 0054		SF	Paint Interior Concrete Masonry Units, 1 Coat Bonding Agent, Brush/Roller Work	\$4,161.45
				Quantity Unit Price Factor Total	
			Installation	6,752.00 x \$0.61 x 0.7609 =	\$4,161.45
			User Note: Paint bonding agent for concrete CMU walls in Division 17 tunnel and stairwells. 2 walls x 285' x 8' + 1 stair x 2 walls x 56' x 16' + 2 walls x 40' x 8' = 6752 SF		
			TOTAL = 6,208 SF		
Category1: 09900 - Painting					
27	09 91 23 00 0054	0273		For >5,000 To 10,000, Deduct	-\$411.01
				Quantity Unit Price Factor Total	
			Installation	6,752.00 x \$-0.06 x 0.7609 =	-\$411.01
Category1: 09900 - Painting					
28	09 91 23 00 0248		LF	Paint Interior Metal Frame And Trim, 1 Coat Primer, Brush/Roller Work	\$435.40
				Quantity Unit Price Factor Total	
			Installation	578.00 x \$0.99 x 0.7609 =	\$435.40
			User Note: Paint 1 coat primer at (34) existing door frames in tunnel / corridor of Division 17.		
			7+7+3 = 17 LF		
			17 LF per door x 34 doors = 578 LF		
Category1: 09900 - Painting					
29	09 91 23 00 0248		LF	Paint Interior Metal Frame And Trim, 2 Coats Paint, Brush/Roller Work	\$987.56
				Quantity Unit Price Factor Total	
			Installation	578.00 x \$2.20 x 0.7609 =	\$987.56
			User Note: Paint 2 coats paint at (34) existing door frames in tunnel / corridor of Division 17.		
			7+7+3 = 17 LF		
			17 LF per door x 34 doors = 578 LF		
Category1: 09900 - Painting					
30	09 91 23 00 0253		EA	Paint Interior Door, Both Faces, 1 Coat Primer, Brush/Roller Work	\$1,836.30
				Quantity Unit Price Factor Total	
			Installation	34.00 x \$70.98 x 0.7609 =	\$1,836.30
			User Note: Paint 1 coat primer at (34) existing doors in tunnel / corridor of Division 17.		
Category1: 09900 - Painting					
31	09 91 23 00 0253	0282		For >10 To 25, Deduct	-\$183.68
				Quantity Unit Price Factor Total	
			Installation	34.00 x \$-7.10 x 0.7609 =	-\$183.68
Category1: 09900 - Painting					
32	09 91 23 00 0255		EA	Paint Interior Door, Both Faces, 2 Coats Paint, Brush/Roller Work	\$3,221.67
				Quantity Unit Price Factor Total	
			Installation	34.00 x \$124.53 x 0.7609 =	\$3,221.67
			User Note: Paint 2 coats paint at (34) existing doors in tunnel / corridor of Division 17.		
Category1: 09900 - Painting					

Price Proposal Detail - CSI Continues..

Job Order Number: 042948.02

Job Order Title: DOC Mechanical Systems Capital Renewals and Renovations/Replacement

Rec#	CSI Number	Mod.	UOM	Description	Line Total
09 - Finishes					
33	09 91 23 00 0255	0282		For >10 To 25, Deduct	-\$217.88

	Quantity	Unit Price	Factor	Total
Installation	23.00 x	\$-12.45 x	0.7609 =	\$-217.88

Category1: 09900 - Painting

Subtotal for 09 - Finishes: \$20,844.33

14 - Conveying Systems					
34	14 24 13 00 0010	EA		Hydraulic Freight Elevator, 6,000 LB x 150 FPM	\$12,153.54

	Quantity	Unit Price	Factor	Total
Installation	0.00 x	\$185,815.22 x	0.7609 =	\$0.00
Demolition	2.00 x	\$7,986.28 x	0.7609 =	\$12,153.54

User Note: Demolish two (2) existing Division 17 freight elevators.

Category1: 02000 - Selective Demolition

Subtotal for 14 - Conveying Systems: \$12,153.54

22 - Plumbing					
35	22 01 10 61 0017	EA		2-1/2" Diameter x 6" Stainless Steel Pipe Repair Clamp, Double Bolt/Includes neoprene gasket	\$4,312.81

	Quantity	Unit Price	Factor	Total
Installation	62.00 x	\$91.42 x	0.7609 =	\$4,312.81

User Note: Provide and install clamps for new valves.

2 clamps per valve x 31 valves = 62 clamps

Category1: 23000 - Mechanical

36	22 05 76 00 0011	EA		4" Heavy Duty Floor Cleanout; Round Top, Cast Iron With Cast Bronze Screw Plug And Nickel Bronze Cover	\$2,015.12
----	------------------	----	--	--	------------

	Quantity	Unit Price	Factor	Total
Installation	6.00 x	\$441.39 x	0.7609 =	\$2,015.12

User Note: Provide (6) cleanouts for new storm and sanitary piping.

Category1: 22000 - Plumbing

37	22 05 76 00 0011	0106	EA	For Vandal Proof, Add	\$89.03
----	------------------	------	----	-----------------------	---------

	Quantity	Unit Price	Factor	Total
Installation	6.00 x	\$19.50 x	0.7609 =	\$89.03

Category1: 22000 - Plumbing

38	22 05 76 00 0011	0107	EA	For Galvanized Ferrule, Add	\$205.44
----	------------------	------	----	-----------------------------	----------

	Quantity	Unit Price	Factor	Total
Installation	6.00 x	\$45.00 x	0.7609 =	\$205.44

Category1: 22000 - Plumbing

39	22 05 76 00 0011	0110	EA	For Wide Flange, Add	\$442.84
----	------------------	------	----	----------------------	----------

	Quantity	Unit Price	Factor	Total
Installation	6.00 x	\$97.00 x	0.7609 =	\$442.84

Category1: 22000 - Plumbing

Price Proposal Detail - CSI Continues..

Job Order Number: 042948.02
 Job Order Title: DOC Mechanical Systems Capital Renewals and Renovations/Replacement

Rec#	CSI Number	Mod.	UOM	Description	Line Total		
22 - Plumbing							
40	22 07 19 00 0014		LF	1/2" Diameter Pipe, 1" Thick, Fiberglass Insulation With All Service Jacket (ASJ)	\$975.72		
				Quantity	Unit Price	Factor	Total
				Installation 0.00 x	\$8.84 x	0.7609 =	\$0.00
				Demolition 468.00 x	\$2.74 x	0.7609 =	\$975.72
User Note: Remove existing insulation off of 1/2" plumbing piping.							
Category1: 02000 - Selective Demolition							
41	22 07 19 00 0015		LF	3/4" Diameter Pipe, 1" Thick, Fiberglass Insulation With All Service Jacket (ASJ)	\$1,175.88		
				Quantity	Unit Price	Factor	Total
				Installation 0.00 x	\$9.04 x	0.7609 =	\$0.00
				Demolition 564.00 x	\$2.74 x	0.7609 =	\$1,175.86
User Note: Remove existing insulation off of 3/4" plumbing piping.							
262 ft x 2 runs + 10 ft x 4 runs = 564 LF							
Category1: 02000 - Selective Demolition							
42	22 07 19 00 0016		LF	1" Diameter Pipe, 1" Thick, Fiberglass Insulation With All Service Jacket (ASJ)	\$1,021.58		
				Quantity	Unit Price	Factor	Total
				Installation 0.00 x	\$9.17 x	0.7609 =	\$0.00
				Demolition 490.00 x	\$2.74 x	0.7609 =	\$1,021.58
User Note: Remove existing insulation off of 1" plumbing piping.							
98 LF x 5 runs = 490 LF							
Category1: 02000 - Selective Demolition							
43	22 07 19 00 0018		LF	1-1/2" Diameter Pipe, 1" Thick, Fiberglass Insulation With All Service Jacket (ASJ)	\$441.44		
				Quantity	Unit Price	Factor	Total
				Installation 0.00 x	\$9.72 x	0.7609 =	\$0.00
				Demolition 205.00 x	\$2.83 x	0.7609 =	\$441.44
User Note: Remove existing insulation off of 1-1/2" plumbing piping.							
45 LF x 3 runs + 10 LF x 7 runs = 205 LF							
Category1: 02000 - Selective Demolition							
44	22 07 19 00 0019		LF	2" Diameter Pipe, 1" Thick, Fiberglass Insulation With All Service Jacket (ASJ)	\$788.75		
				Quantity	Unit Price	Factor	Total
				Installation 0.00 x	\$10.12 x	0.7609 =	\$0.00
				Demolition 355.00 x	\$2.82 x	0.7609 =	\$788.75
User Note: Remove existing insulation off of 2" plumbing piping.							
255 LF run + 25 LF x 4 runs = 355 LF							
Category1: 02000 - Selective Demolition							

Price Proposal Detail - CSI Continues..

Job Order Number: 042948.02
 Job Order Title: DOC Mechanical Systems Capital Renewals and Renovations/Replacement

Rec#	CSI Number	Mod.	UOM	Description	Line Total		
22 - Plumbing							
45	22 07 19 00 0037		LF	4" Diameter Pipe, 1-1/2" Thick, Fiberglass Insulation With All Service Jacket (ASJ)	\$4,776.50		
				Quantity	Unit Price	Factor	Total
			Installation	416.00 x	\$15.09 x	0.7609 =	\$4,776.50
			User Note: Provide new insulation on storm drain piping.				
			320 LF for piping + 96 LF for fittings = 416 LF				
Category1: 22000 - Plumbing							
46	22 07 19 00 0037	0038		For Work In Restricted Working Space, Add	\$978.09		
				Quantity	Unit Price	Factor	Total
			Installation	416.00 x	\$3.09 x	0.7609 =	\$978.09
Category1: 22000 - Plumbing							
47	22 11 16 00 0146		EA	2-1/2" x Close, Schedule 40 Galvanized Steel Nipple	\$1,295.92		
				Quantity	Unit Price	Factor	Total
			Installation	62.00 x	\$27.47 x	0.7609 =	\$1,295.92
			User Note: Provide and install two (2) nipples per valve.				
			31 valves x 2 = 62 nipples				
Category1: 23000 - Mechanical							
48	22 11 16 00 0146	0008		For Work In Restricted Working Space, Add	\$296.74		
				Quantity	Unit Price	Factor	Total
			Installation	62.00 x	\$6.29 x	0.7609 =	\$296.74
Category1: 23000 - Mechanical							
49	22 11 16 00 0270		EA	2-1/2", 125 LB, Galvanized Cast Iron Flange	\$6,603.20		
				Quantity	Unit Price	Factor	Total
			Installation	62.00 x	\$139.97 x	0.7609 =	\$6,603.20
			User Note: Provide and install two (2) flanges for each valve.				
			31 Valves x 2 = 62 Flanges				
Category1: 23000 - Mechanical							
50	22 11 16 00 0270	0008		For Work In Restricted Working Space, Add	\$1,026.07		
				Quantity	Unit Price	Factor	Total
			Installation	62.00 x	\$21.75 x	0.7609 =	\$1,026.07
Category1: 23000 - Mechanical							
51	22 11 16 00 0280		LF	1/2" Hard Drawn Type L Copper Tube/Pipe	\$785.01		
				Quantity	Unit Price	Factor	Total
			Installation	0.00 x	\$4.48 x	0.7609 =	\$0.00
			Demolition	496.00 x	\$2.08 x	0.7609 =	\$785.01
			User Note: Remove existing 1/2" copper plumbing piping at basement.				
			260 LF run + 50 LF x 4 runs + 12 LF x 3 runs = 496 LF				
Category1: 02000 - Selective Demolition							

Price Proposal Detail - CSI Continues..

Job Order Number: 042948.02
 Job Order Title: DOC Mechanical Systems Capital Renewals and Renovations/Replacement

Rec#	CSI Number	Mod.	UOM	Description	Line Total	
22 - Plumbing						
52	22 11 16 00 0291		LF	3/4" Hard Drawn Type L Copper Tube/Pipe	\$847.52	
			Quantity	Unit Price	Factor	Total
			0.00	\$5.40	0.7609 =	\$0.00
			504.00	\$2.21	0.7609 =	\$847.52
			Installation 0.00 x \$5.40 x 0.7609 = \$0.00 Demolition 504.00 x \$2.21 x 0.7609 = \$847.52			
			User Note: Remove existing 3/4" copper plumbing piping at basement 220 LF x 2 runs + 32 LF runs x 2 = 504 LF			
			Category1: 02000 - Selective Demolition			
53	22 11 16 00 0292		LF	1" Hard Drawn Type L Copper Tube/Pipe	\$1,098.89	
			Quantity	Unit Price	Factor	Total
			0.00	\$6.72	0.7609 =	\$0.00
			580.00	\$2.49	0.7609 =	\$1,098.89
			Installation 0.00 x \$6.72 x 0.7609 = \$0.00 Demolition 580.00 x \$2.49 x 0.7609 = \$1,098.89			
			User Note: Remove existing 1" copper plumbing piping at basement 260 LF x 2 runs + 20 LF x 3 runs = 580 LF			
			Category1: 02000 - Selective Demolition			
54	22 11 16 00 0294		LF	1-1/2" Hard Drawn Type L Copper Tube/Pipe	\$707.07	
			Quantity	Unit Price	Factor	Total
			0.00	\$12.08	0.7609 =	\$0.00
			225.00	\$4.13	0.7609 =	\$707.07
			Installation 0.00 x \$12.08 x 0.7609 = \$0.00 Demolition 225.00 x \$4.13 x 0.7609 = \$707.07			
			User Note: Remove existing 1-1/2" copper plumbing piping at basement. 25 LF runs x 9 runs = 225 LF			
			Category1: 02000 - Selective Demolition			
55	22 11 16 00 0295		LF	2" Hard Drawn Type L Copper Tube/Pipe	\$1,413.64	
			Quantity	Unit Price	Factor	Total
			0.00	\$19.92	0.7609 =	\$0.00
			365.00	\$5.09	0.7609 =	\$1,413.64
			Installation 0.00 x \$19.92 x 0.7609 = \$0.00 Demolition 365.00 x \$5.09 x 0.7609 = \$1,413.64			
			User Note: Remove existing 2" copper plumbing piping at basement. 260 LF run + 35 LF x 3 runs = 365 LF			
			Category1: 02000 - Selective Demolition			
56	22 11 16 00 0297		LF	3" Hard Drawn Type L Copper Tube/Pipe	\$838.02	
			Quantity	Unit Price	Factor	Total
			0.00	\$42.27	0.7609 =	\$0.00
			156.00	\$7.08	0.7609 =	\$838.02
			Installation 0.00 x \$42.27 x 0.7609 = \$0.00 Demolition 156.00 x \$7.08 x 0.7609 = \$838.02			
			User Note: Remove existing 3" copper plumbing piping at basement. 52 LF runs x 3 = 156 LF			
			Category1: 02000 - Selective Demolition			

Price Proposal Detail - CSI Continues..

Job Order Number: 042948.02

Job Order Title: DOC Mechanical Systems Capital Renewals and Renovations/Replacement

Rec#	CSI Number	Mod.	UOM	Description	Line Total
22 - Plumbing					

57 22 11 16 00 0298 LF 4" Hard Drawn Type L Copper Tube/Pipe \$1,090.22

	Quantity	Unit Price	Factor	Total
Installation	0.00 x	\$57.88 x	0.7609 =	\$0.00
Demolition	180.00 x	\$7.96 x	0.7609 =	\$1,090.22

User Note: Remove existing 4" copper plumbing piping at basement.

30 LF runs x 6 runs = 180 LF

Category1: 02000 - Selective Demolition

58 22 11 16 00 0325 LF 2" Hard Drawn Type M Copper Tube/Pipe \$2,666.88

	Quantity	Unit Price	Factor	Total
Installation	210.00 x	\$18.69 x	0.7609 =	\$2,666.88

User Note: 2" copper pipe for plumbing vent piping.

70 LF per vent x 3 vents = 210 LF

Category1: 22000 - Plumbing

59 22 11 16 00 0325 0022 For Work In Restricted Working Space, Add \$308.39

	Quantity	Unit Price	Factor	Total
Installation	210.00 x	\$1.93 x	0.7609 =	\$308.39

Category1: 22000 - Plumbing

60 22 11 16 00 0358 EA 1/2" 90 Degree Copper Elbow \$428.92

	Quantity	Unit Price	Factor	Total
Installation	0.00 x	\$28.53 x	0.7609 =	\$0.00
Demolition	30.00 x	\$18.79 x	0.7609 =	\$428.92

User Note: Remove existing 1/2" 90 degree copper piping elbow at basement.

Category1: 02000 - Selective Demolition

61 22 11 16 00 0357 EA 3/4" 90 Degree Copper Elbow \$498.75

	Quantity	Unit Price	Factor	Total
Installation	0.00 x	\$35.75 x	0.7609 =	\$0.00
Demolition	28.00 x	\$23.41 x	0.7609 =	\$498.75

User Note: Remove existing 3/4" 45 degree copper piping elbow at basement.

Category1: 02000 - Selective Demolition

62 22 11 16 00 0360 EA 1-1/2" 90 Degree Copper Elbow \$402.49

	Quantity	Unit Price	Factor	Total
Installation	0.00 x	\$53.85 x	0.7609 =	\$0.00
Demolition	16.00 x	\$33.06 x	0.7609 =	\$402.49

User Note: Remove existing 1-1/2" 90 degree copper piping elbow at basement.

Category1: 02000 - Selective Demolition

Price Proposal Detail - CSI Continues..

Job Order Number: 042948.02

Job Order Title: DOC Mechanical Systems Capital Renewals and Renovations/Replacement

Rec#	CSI Number	Mod.	UOM	Description	Line Total		
22 - Plumbing							
63	22 11 16 00 0361		EA	2" 90 Degree Copper Elbow	\$1,185.00		
				Quantity	Unit Price	Factor	Total
				Installation 0.00 x	\$63.36 x	0.7609 =	\$0.00
				Demolition 42.00 x	\$37.08 x	0.7609 =	\$1,185.00
User Note: Remove existing 2" 90 degree copper piping elbow at basement.							
Category1: 02000 - Selective Demolition							
64	22 11 16 00 0361		EA	2" 90 Degree Copper Elbow	\$337.47		
				Quantity	Unit Price	Factor	Total
				Installation 7.00 x	\$63.36 x	0.7609 =	\$337.47
User Note: 2" elbows for plumbing vent piping.							
Category1: 22000 - Plumbing							
65	22 11 16 00 0361	0022		For Work In Restricted Working Space, Add	\$88.74		
				Quantity	Unit Price	Factor	Total
				Installation 7.00 x	\$18.86 x	0.7609 =	\$88.74
Category1: 22000 - Plumbing							
66	22 11 16 00 0375		EA	1/2" 45 Degree Copper Elbow	\$786.35		
				Quantity	Unit Price	Factor	Total
				Installation 0.00 x	\$28.80 x	0.7609 =	\$0.00
				Demolition 55.00 x	\$18.79 x	0.7609 =	\$786.35
User Note: Remove existing 1/2" 45 degree copper piping elbow at basement.							
Category1: 02000 - Selective Demolition							
67	22 11 16 00 0376		EA	3/4" 45 Degree Copper Elbow	\$712.51		
				Quantity	Unit Price	Factor	Total
				Installation 0.00 x	\$36.08 x	0.7609 =	\$0.00
				Demolition 40.00 x	\$23.41 x	0.7609 =	\$712.51
User Note: Remove existing 3/4" 45 degree copper piping elbow at basement.							
Category1: 02000 - Selective Demolition							
68	22 11 16 00 0377		EA	1" 45 Degree Copper Elbow	\$467.71		
				Quantity	Unit Price	Factor	Total
				Installation 0.00 x	\$44.53 x	0.7609 =	\$0.00
				Demolition 22.00 x	\$27.94 x	0.7609 =	\$467.71
User Note: Remove existing 1" 45 degree copper piping elbow at basement.							
Category1: 02000 - Selective Demolition							
69	22 11 16 00 0379		EA	1-1/2" 45 Degree Copper Elbow	\$678.19		
				Quantity	Unit Price	Factor	Total
				Installation 0.00 x	\$53.88 x	0.7609 =	\$0.00
				Demolition 27.00 x	\$33.08 x	0.7609 =	\$678.19
User Note: Remove existing 1-1/2" 45 degree copper piping elbow at basement.							
Category1: 02000 - Selective Demolition							

Price Proposal Detail - CSI Continues..

Job Order Number: 042948.02
 Job Order Title: DOC Mechanical Systems Capital Renewals and Renovations/Replacement

Rec#	CSI Number	Mod.	UOM	Description	Line Total	
22 - Plumbing						
70	22 11 16 00 0380	EA		2" 45 Degree Copper Elbow	\$959.28	
			Quantity	Unit Price	Factor	Total
		Installation	0.00 x	\$62.80 x	0.7609 =	\$0.00
		Demolition	34.00 x	\$37.08 x	0.7609 =	\$959.28
		User Note: Remove existing 2" 45 degree copper piping elbow at basement.				
Category1: 02000 - Selective Demolition						
71	22 11 16 00 0390	EA		1/2" Straight Copper Tee	\$542.71	
			Quantity	Unit Price	Factor	Total
		Installation	0.00 x	\$43.27 x	0.7609 =	\$0.00
		Demolition	25.00 x	\$28.53 x	0.7609 =	\$542.71
		User Note: Remove existing 1/2" copper piping tee at basement.				
Category1: 02000 - Selective Demolition						
72	22 11 16 00 0391	EA		3/4" Straight Copper Tee	\$484.43	
			Quantity	Unit Price	Factor	Total
		Installation	0.00 x	\$54.34 x	0.7609 =	\$0.00
		Demolition	18.00 x	\$35.37 x	0.7609 =	\$484.43
		User Note: Remove existing 3/4" copper piping tee at basement.				
Category1: 02000 - Selective Demolition						
73	22 11 16 00 0392	EA		1" Straight Copper Tee	\$708.42	
			Quantity	Unit Price	Factor	Total
		Installation	0.00 x	\$67.43 x	0.7609 =	\$0.00
		Demolition	22.00 x	\$42.20 x	0.7609 =	\$708.42
		User Note: Remove existing 1" copper piping tee at basement.				
Category1: 02000 - Selective Demolition						
74	22 11 16 00 0394	EA		1-1/2" Straight Copper Tee	\$678.65	
			Quantity	Unit Price	Factor	Total
		Installation	0.00 x	\$83.19 x	0.7609 =	\$0.00
		Demolition	18.00 x	\$49.55 x	0.7609 =	\$678.65
		User Note: Remove existing 1-1/2" copper piping tee at basement.				
Category1: 02000 - Selective Demolition						
75	22 11 16 00 0395	EA		2" Straight Copper Tee	\$2,466.11	
			Quantity	Unit Price	Factor	Total
		Installation	0.00 x	\$97.54 x	0.7609 =	\$0.00
		Demolition	58.00 x	\$55.88 x	0.7609 =	\$2,466.11
		User Note: Remove existing 2" copper piping tee at basement.				
Category1: 02000 - Selective Demolition						

Price Proposal Detail - CSI Continues..

Job Order Number: 042948.02
 Job Order Title: DOC Mechanical Systems Capital Renewals and Renovations/Replacement

Rec#	CSI Number	Mod.	UOM	Description	Line Total	
22 - Plumbing						
76	22 11 16 00 0407	EA		3/4" Reducing Copper Tee	\$352.18	
			Quantity	Unit Price	Factor	Total
			Installation 0.00 x	\$50.87 x	0.7609 =	\$0.00
			Demolition 14.00 x	\$33.06 x	0.7609 =	\$352.17
			User Note: Remove existing 3/4" copper piping reducing tee at basement.			
Category1: 02000 - Selective Demolition						
77	22 11 16 00 0408	EA		1" Reducing Copper Tee	\$303.60	
			Quantity	Unit Price	Factor	Total
			Installation 0.00 x	\$64.00 x	0.7609 =	\$0.00
			Demolition 10.00 x	\$39.90 x	0.7609 =	\$303.60
			User Note: Remove existing 1" copper piping reducing tee at basement.			
Category1: 02000 - Selective Demolition						
78	22 11 16 00 0410	EA		1-1/2" Reducing Copper Tee	\$216.08	
			Quantity	Unit Price	Factor	Total
			Installation 0.00 x	\$77.52 x	0.7609 =	\$0.00
			Demolition 6.00 x	\$47.33 x	0.7609 =	\$216.08
			User Note: Remove existing 1-1/2" copper piping reducing tee at basement.			
Category1: 02000 - Selective Demolition						
79	22 11 16 00 0417	EA		1/2" Copper Coupling	\$686.27	
			Quantity	Unit Price	Factor	Total
			Installation 0.00 x	\$28.51 x	0.7609 =	\$0.00
			Demolition 48.00 x	\$18.79 x	0.7609 =	\$686.27
			User Note: Remove existing 1/2" copper piping coupling at basement.			
Category1: 02000 - Selective Demolition						
80	22 11 16 00 0418	EA		3/4" Copper Coupling	\$819.38	
			Quantity	Unit Price	Factor	Total
			Installation 0.00 x	\$35.52 x	0.7609 =	\$0.00
			Demolition 46.00 x	\$23.41 x	0.7609 =	\$819.38
			User Note: Remove existing 3/4" copper piping coupling at basement.			
Category1: 02000 - Selective Demolition						
81	22 11 16 00 0419	EA		1" Copper Coupling	\$1,105.50	
			Quantity	Unit Price	Factor	Total
			Installation 0.00 x	\$42.88 x	0.7609 =	\$0.00
			Demolition 52.00 x	\$27.94 x	0.7609 =	\$1,105.50
			User Note: Remove existing 1" copper piping coupling at basement.			
Category1: 02000 - Selective Demolition						

Price Proposal Detail - CSI Continues..

Job Order Number: 042948.02
 Job Order Title: DOC Mechanical Systems Capital Renewals and Renovations/Replacement

Rec#	CSI Number	Mod.	UOM	Description	Line Total		
22 - Plumbing							
82	22 11 16 00 0421		EA	1-1/2" Copper Coupling	\$704.35		
				Quantity	Unit Price	Factor	Total
				Installation 0.00 x	\$51.91 x	0.7609 =	\$0.00
				Demolition 28.00 x	\$33.06 x	0.7609 =	\$704.35
User Note: Remove existing 1-1/2" copper piping coupling at basement.							
Category1: 02000 - Selective Demolition							
83	22 11 16 00 0422		EA	2" Copper Coupling	\$1,034.35		
				Quantity	Unit Price	Factor	Total
				Installation 0.00 x	\$59.46 x	0.7609 =	\$0.00
				Demolition 37.00 x	\$38.74 x	0.7609 =	\$1,034.35
User Note: Remove existing 2" copper piping coupling at basement.							
Category1: 02000 - Selective Demolition							
84	22 13 16 00 0022		LF	3" Bell And Spigot Cast Iron Pipe	\$1,563.08		
				Quantity	Unit Price	Factor	Total
				Installation 0.00 x	\$22.42 x	0.7609 =	\$0.00
				Demolition 275.00 x	\$7.47 x	0.7609 =	\$1,563.08
User Note: Remove existing 3" cast iron sanitary pipe at basement.							
200 LF run + 25 LF run x 3 runs = 275 LF							
Category1: 02000 - Selective Demolition							
85	22 13 18 00 0022		LF	3" Bell And Spigot Cast Iron Pipe	\$2,729.50		
				Quantity	Unit Price	Factor	Total
				Installation 160.00 x	\$22.42 x	0.7609 =	\$2,729.50
User Note: Provide new 3" storm piping from new roof drain to ejector pit location at basement mechanical room.							
2 drains x 80 LF per drain = 160 LF							
Category1: 22000 - Plumbing							
86	22 13 16 00 0022	0011		For Above Ground Cast Iron Pipe Installation, Add	\$68.18		
				Quantity	Unit Price	Factor	Total
				Installation 160.00 x	\$0.58 x	0.7609 =	\$68.18
Category1: 22000 - Plumbing							
87	22 13 16 00 0022	0015		For Work in Restricted Working Space, Add	\$410.28		
				Quantity	Unit Price	Factor	Total
				Installation 160.00 x	\$3.37 x	0.7609 =	\$410.28
Category1: 22000 - Plumbing							

Price Proposal Detail - CSI Continues..

Job Order Number: 042948.02

Job Order Title: DOC Mechanical Systems Capital Renewals and Renovations/Replacement

Rec#	CSI Number	Mod.	UOM	Description	Line Total		
22 - Plumbing							
88	22 13 16 00 0023		LF	4" Bell And Spigot Cast Iron Pipe	\$1,774.72		
				Quantity	Unit Price	Factor	Total
				Installation 0.00 x	\$28.84 x	0.7609 =	\$0.00
				Demolition 245.00 x	\$9.52 x	0.7609 =	\$1,774.72
User Note: Remove existing 4" cast iron sanitary pipe at basement.							
205 LF run + 10 LF runs x 4 runs = 245 LF							
Category1: 02000 - Selective Demolition							
89	22 13 16 00 0023		LF	4" Bell And Spigot Cast Iron Pipe	\$7,022.19		
				Quantity	Unit Price	Factor	Total
				Installation 320.00 x	\$28.84 x	0.7609 =	\$7,022.19
User Note: Provide new 4" storm drain piping from new roof drains to existing ejector pits at mechanical room.							
3 drains x 80 LF per drain = 320 LF							
Category1: 22000 - Plumbing							
90	22 13 16 00 0023	0011		For Above Ground Cast Iron Pipe Installation, Add	\$175.31		
				Quantity	Unit Price	Factor	Total
				Installation 320.00 x	\$0.72 x	0.7609 =	\$175.31
Category1: 22000 - Plumbing							
91	22 13 16 00 0023	0015		For Work In Restricted Working Space, Add	\$1,044.56		
				Quantity	Unit Price	Factor	Total
				Installation 320.00 x	\$4.29 x	0.7609 =	\$1,044.56
Category1: 22000 - Plumbing							
92	22 13 16 00 0033		EA	3" Bell And Spigot Cast Iron Long Sweep	\$805.07		
				Quantity	Unit Price	Factor	Total
				Installation 0.00 x	\$113.97 x	0.7609 =	\$0.00
				Demolition 28.00 x	\$28.40 x	0.7609 =	\$805.07
User Note: Remove existing 3" cast iron long sweep sanitary piping at basement.							
Category1: 02000 - Selective Demolition							
93	22 13 16 00 0034		EA	4" Bell And Spigot Cast Iron Long Sweep	\$1,149.26		
				Quantity	Unit Price	Factor	Total
				Installation 0.00 x	\$151.83 x	0.7609 =	\$0.00
				Demolition 40.00 x	\$37.76 x	0.7609 =	\$1,149.26
User Note: Remove existing 4" cast iron long sweep sanitary piping at basement.							
Category1: 02000 - Selective Demolition							
94	22 13 16 00 0071		EA	3" Bell And Spigot Cast Iron Wye	\$336.14		
				Quantity	Unit Price	Factor	Total
				Installation 0.00 x	\$112.59 x	0.7609 =	\$0.00
				Demolition 8.00 x	\$55.22 x	0.7609 =	\$336.14
User Note: Remove existing 3" cast iron wye sanitary piping at basement.							
Category1: 02000 - Selective Demolition							

Price Proposal Detail - CSI Continues..

Job Order Number: 042948.02
 Job Order Title: DOC Mechanical Systems Capital Renewals and Renovations/Replacement

Rec#	CSI Number	Mod.	UOM	Description	Line Total		
22 - Plumbing							
95	22 13 16 00 0072		EA	4" Bell And Spigot Cast Iron Wye	\$991.33		
				Quantity	Unit Price	Factor	Total
				Installation 0.00 x	\$148.11 x	0.7609 =	\$0.00
				Demolition 18.00 x	\$72.38 x	0.7609 =	\$991.33
				User Note: Remove existing 4" cast iron wye sanitary piping at basement.			
Category1: 02000 - Selective Demolition							
96	22 13 16 00 0082		EA	4" x 3" Bell And Spigot Cast Iron Reducing Wye	\$406.56		
				Quantity	Unit Price	Factor	Total
				Installation 0.00 x	\$183.47 x	0.7609 =	\$0.00
				Demolition 8.00 x	\$66.79 x	0.7609 =	\$406.56
				User Note: Remove existing 4" x 3" cast iron spigot sanitary piping at basement.			
Category1: 02000 - Selective Demolition							
97	22 13 16 00 0220		EA	3" Bell And Spigot Cast Iron Deep Seal P-Trap	\$131.15		
				Quantity	Unit Price	Factor	Total
				Installation 2.00 x	\$66.18 x	0.7609 =	\$131.15
				User Note: Provide (2) 3" p-traps for new storm drain piping.			
Category1: 22000 - Plumbing							
98	22 13 16 00 0220	0011		For Above Ground Cast Iron Pipe Installation, Add	\$3.24		
				Quantity	Unit Price	Factor	Total
				Installation 2.00 x	\$2.13 x	0.7609 =	\$3.24
Category1: 22000 - Plumbing							
99	22 13 16 00 0220	0015		For Work In Restricted Working Space, Add	\$19.42		
				Quantity	Unit Price	Factor	Total
				Installation 2.00 x	\$12.76 x	0.7609 =	\$19.42
Category1: 22000 - Plumbing							
100	22 13 16 00 0221		EA	4" Bell And Spigot Cast Iron Deep Seal P-Trap	\$568.62		
				Quantity	Unit Price	Factor	Total
				Installation 6.00 x	\$124.55 x	0.7609 =	\$568.62
				User Note: Provide (6) p-traps for storm drains.			
Category1: 22000 - Plumbing							
101	22 13 16 00 0221	0011		For Above Ground Cast Iron Pipe Installation, Add	\$12.92		
				Quantity	Unit Price	Factor	Total
				Installation 6.00 x	\$2.83 x	0.7609 =	\$12.92
Category1: 22000 - Plumbing							
102	22 13 16 00 0221	0015		For Work In Restricted Working Space, Add	\$77.52		
				Quantity	Unit Price	Factor	Total
				Installation 6.00 x	\$18.98 x	0.7609 =	\$77.52
Category1: 22000 - Plumbing							

Price Proposal Detail - CSI Continues..

Job Order Number: 042948.02

Job Order Title: DOC Mechanical Systems Capital Renewals and Renovations/Replacement

Rec#	CSI Number	Mod.	UOM	Description	Line Total	
22 - Plumbing						
103	22 13 16 00 0250	EA		3", Cut And Prepare Existing In-Place Cast Iron Pipe	\$23.42	
			Quantity	Unit Price	Factor	Total
		Installation	3.00 x	\$10.26 x	0.7609 =	\$23.42
		User Note: Cut and prepare existing 3" piping to tie into new 3" storm piping.				
Category1: 22000 - Plumbing						
104	22 13 16 00 0250	0011		For Above Ground Cast Iron Pipe Installation, Add	\$1.16	
			Quantity	Unit Price	Factor	Total
		Installation	3.00 x	\$0.51 x	0.7609 =	\$1.16
Category1: 22000 - Plumbing						
105	22 13 16 00 0250	0015		For Work In Restricted Working Space, Add	\$7.03	
			Quantity	Unit Price	Factor	Total
		Installation	3.00 x	\$3.08 x	0.7609 =	\$7.03
Category1: 22000 - Plumbing						
106	22 13 16 00 0251	EA		4", Cut And Prepare Existing In-Place Cast Iron Pipe	\$58.48	
			Quantity	Unit Price	Factor	Total
		Installation	6.00 x	\$12.81 x	0.7609 =	\$58.48
		User Note: Cut and prepare existing 4" pipe at (8) locations for install of new storm drain piping to existing at basement.				
Category1: 22000 - Plumbing						
107	22 13 16 00 0251	0011		For Above Ground Cast Iron Pipe Installation, Add	\$2.92	
			Quantity	Unit Price	Factor	Total
		Installation	6.00 x	\$0.64 x	0.7609 =	\$2.92
Category1: 22000 - Plumbing						
108	22 13 16 00 0251	0015		For Work In Restricted Working Space, Add	\$17.53	
			Quantity	Unit Price	Factor	Total
		Installation	6.00 x	\$3.84 x	0.7609 =	\$17.53
Category1: 22000 - Plumbing						
109	22 13 16 00 0251	EA		4", Cut And Prepare Existing In-Place Cast Iron Pipe	\$58.48	
			Quantity	Unit Price	Factor	Total
		Installation	6.00 x	\$12.81 x	0.7609 =	\$58.48
		User Note: Cut and prepare existing 4" piping to tie into new 4" storm piping.				
Category1: 22000 - Plumbing						
110	22 13 16 00 0251	0015		For Work In Restricted Working Space, Add	\$17.53	
			Quantity	Unit Price	Factor	Total
		Installation	6.00 x	\$3.84 x	0.7609 =	\$17.53
Category1: 22000 - Plumbing						
111	22 13 16 00 0281	EA		3" Dual Tite Rubber Gasket	\$15.07	
			Quantity	Unit Price	Factor	Total
		Installation	20.00 x	\$0.99 x	0.7609 =	\$15.07
		User Note: Provide 3" dual tite rubber gasket for storm drain piping.				
Category1: 22000 - Plumbing						

Price Proposal Detail - CSI Continues..

Job Order Number: 042948.02
 Job Order Title: DOC Mechanical Systems Capital Renewals and Renovations/Replacement

Rec#	CSI Number	Mod.	UOM	Description	Line Total		
22 - Plumbing							
112	22 13 16 00 0262		EA	4" Dual Tite Rubber Gasket	\$37.44		
				Quantity	Unit Price	Factor	Total
			Installation	40.00 x	\$1.23 x	0.7809 =	\$37.44
			User Note: Provide 4" dual tite rubber gasket for new storm drain piping.				
Category1: 22000 - Plumbing							
113	22 13 19 13 0044		EA	12" x 12" Can Wash Drain With 4" Bottom Outlet, Cast Iron Top	\$1,233.98		
				Quantity	Unit Price	Factor	Total
			Installation	2.00 x	\$810.87 x	0.7809 =	\$1,233.98
			User Note: Provide drains for new condensate receiver piping as indicated on the drawings.				
Category1: 23000 - Mechanical							
114	22 13 29 13 0019		EA	5 HP, Up To 500 GPM Sewage Pump, Vertical Non Clog, 4" Discharge Pipe, 1,750 RPM	\$24,379.65		
				Quantity	Unit Price	Factor	Total
			Installation	3.00 x	\$10,880.18 x	0.7809 =	\$24,379.65
			User Note: Provide (3) new ejector pumps at mechanical room.				
Category1: 22000 - Plumbing							
115	22 14 26 13 0004		EA	15" Diameter Cast Iron Roof Drain With 3" Outlet, 124 Square Inch Free Area Polypropylene Dome	\$720.24		
				Quantity	Unit Price	Factor	Total
			Installation	2.00 x	\$473.28 x	0.7809 =	\$720.24
			User Note: 3" roof drain on Division 17 roof.				
Category1: 22000 - Plumbing							
116	22 14 26 13 0004	0080	EA	For Galvanized Iron Parts, Add	\$299.79		
				Quantity	Unit Price	Factor	Total
			Installation	2.00 x	\$197.00 x	0.7809 =	\$299.79
Category1: 22000 - Plumbing							
117	22 14 26 13 0004	0083	EA	For Drain Receiver, Add	\$114.90		
				Quantity	Unit Price	Factor	Total
			Installation	2.00 x	\$75.50 x	0.7809 =	\$114.90
Category1: 22000 - Plumbing							
118	22 14 26 13 0004	0084	EA	For 4" Fixed Extension Collar, Cast Iron, Add	\$206.96		
				Quantity	Unit Price	Factor	Total
			Installation	2.00 x	\$136.00 x	0.7809 =	\$206.96
Category1: 22000 - Plumbing							
119	22 14 26 13 0005		EA	15" Diameter Cast Iron Roof Drain With 4" Outlet, 124 Square Inch Free Area Polypropylene Dome	\$1,229.99		
				Quantity	Unit Price	Factor	Total
			Installation	3.00 x	\$538.83 x	0.7809 =	\$1,229.99
			User Note: 4" roof drain on Division 17 roof.				
Category1: 22000 - Plumbing							
120	22 14 26 13 0005	0080	EA	For Galvanized Iron Parts, Add	\$449.69		
				Quantity	Unit Price	Factor	Total
			Installation	3.00 x	\$197.00 x	0.7809 =	\$449.69
Category1: 22000 - Plumbing							

Price Proposal Detail - CSI Continues..

Job Order Number: 042948.02

Job Order Title: DOC Mechanical Systems Capital Renewals and Renovations/Replacement

Rec#	CSI Number	Mod.	UOM	Description	Line Total
------	------------	------	-----	-------------	------------

22 - Plumbing

121	22 14 26 13 0005	0083	EA	For Drain Receiver, Add	\$172.34
-----	------------------	------	----	-------------------------	----------

Quantity	Unit Price	Factor	Total
3.00 x	\$75.50 x	0.7609 =	\$172.34

Category1: 22000 - Plumbing

122	22 14 26 13 0005	0084	EA	For 4" Fixed Extension Collar, Cast Iron, Add	\$310.45
-----	------------------	------	----	---	----------

Quantity	Unit Price	Factor	Total
3.00 x	\$136.00 x	0.7609 =	\$310.45

Category1: 22000 - Plumbing

123	22 14 26 13 0006		EA	15" Diameter Cast Iron Roof Drain With 5" Outlet, 124 Square Inch Free Area Polypropylene Dome	\$532.38
-----	------------------	--	----	--	----------

Quantity	Unit Price	Factor	Total
1.00 x	\$689.67 x	0.7609 =	\$532.38

User Note: 5" roof drain on Division 17 roof.

Category1: 22000 - Plumbing

124	22 14 29 13 0009		EA	20 HP Vertical Mounted Cast Iron Sump Pump, 6" Discharge, Single Stage, 800 GPM 70' Head	\$1,686.02
-----	------------------	--	----	--	------------

Exclude Material

Quantity	Unit Price	Factor	Total
1.00 x	\$2,215.82 x	0.7609 =	\$1,686.02

User Note: Retrofit existing sump pump that is to remain in place.

Category1: 22000 - Plumbing

125	22 63 13 70 0011		EA	1/2" x 3/4" Double Zone Valve Assembly With Gauges (Amico VBU-M-0507)	\$9,521.49
-----	------------------	--	----	---	------------

Quantity	Unit Price	Factor	Total
31.00 x	\$403.66 x	0.7609 =	\$9,521.49

User Note: Provide and install gauges for new valves.

1 gauge per valve x 31 valves = 31 gauges.

Category1: 23000 - Mechanical

Subtotal for 22 - Plumbing:					\$113,033.18
------------------------------------	--	--	--	--	---------------------

23 - Heating, Ventilating, And Air-Conditioning (HVAC)

126	23 05 16 00 0007		EA	1-1/2" Threaded, 150 LB, Stainless Steel Bellows Type Expansion Joint	\$787.78
-----	------------------	--	----	---	----------

Quantity	Unit Price	Factor	Total
4.00 x	\$258.83 x	0.7609 =	\$787.77

User Note: Expansion joints for 1.5" chilled water supply and return.

Category1: 23000 - Mechanical

127	23 05 16 00 0015		EA	4" Flanged, 150 LB, Stainless Steel Bellows Type Expansion Joint	\$5,589.95
-----	------------------	--	----	--	------------

Quantity	Unit Price	Factor	Total
7.00 x	\$1,049.50 x	0.7609 =	\$5,589.95

User Note: Provide 7 expansion fittings for 4" HVAC piping as required

Category1: 23000 - Mechanical

128	23 05 16 00 0017		EA	6" Flanged, 150 LB, Stainless Steel Bellows Type Expansion Joint	\$6,947.20
-----	------------------	--	----	--	------------

Quantity	Unit Price	Factor	Total
7.00 x	\$1,304.32 x	0.7609 =	\$6,947.20

User Note: Provide 7 expansion fittings for 6" HVAC piping as required.

Category1: 23000 - Mechanical

Price Proposal Detail - CSI Continues..

Job Order Number: 042948.02

Job Order Title: DOC Mechanical Systems Capital Renewals and Renovations/Replacement

Rec#	CSI Number	Mod.	UOM	Description	Line Total	
23 - Heating, Ventilating, And Air-Conditioning (HVAC)						
129	23 05 19 00 0010	EA		7" Scale, Straight Stem, Liquid Filled Industrial Union Connection Type Thermometer	\$183.30	
			Quantity	Unit Price	Factor	Total
		Installation	2.00 x	\$120.45 x	0.7609 =	\$183.30
User Note: Thermometers used at piping for AHU 17-1.						
Category1: 23000 - Mechanical						
130	23 05 19 00 0036	EA		4-1/2" Diameter Dial, Steel Case, 0 To 10K PSI High Pressure, Pressure Gauge	\$4,738.49	
			Quantity	Unit Price	Factor	Total
		Installation	23.00 x	\$270.76 x	0.7609 =	\$4,738.49
User Note: Provide and install pressure gauge for each valve.						
23 valves x 1 = 23 gauges						
Category1: 23000 - Mechanical						
131	23 05 19 00 0037	EA		6-1/2" Diameter Dial, Steel Case, 0 To 10K PSI High Pressure, Pressure Gauge	\$412.04	
			Quantity	Unit Price	Factor	Total
		Installation	2.00 x	\$270.76 x	0.7609 =	\$412.04
User Note: Pressure gauge for AHU 17-1.						
Category1: 23000 - Mechanical						
132	23 05 23 00 0027	EA		6" Class 125 Non Rising Stem, Flanged, Cast Iron Body, Bronze Trim Gate Valve	\$4,218.61	
			Quantity	Unit Price	Factor	Total
		Installation	6.00 x	\$694.04 x	0.7609 =	\$4,218.61
User Note: Provide flanged gate valves on all supply and return chilled water piping, high pressure steam and pumped condensate piping.						
Category1: 23000 - Mechanical						
133	23 05 23 00 0027	0107		For Work In Restricted Working Space, Add	\$715.61	
			Quantity	Unit Price	Factor	Total
		Installation	8.00 x	\$117.56 x	0.7609 =	\$715.61
Category1: 23000 - Mechanical						
134	23 05 23 00 0073	EA		4" Threaded Or Sweated, 125 LB, Regular Port, Carbon Steel Trim, Brass Body, Ball Valve	\$548.43	
			Quantity	Unit Price	Factor	Total
		Installation	2.00 x	\$360.38 x	0.7609 =	\$548.43
User Note: Ball valves at pressure gauge for AHU 17--1.						
Category1: 23000 - Mechanical						
135	23 05 23 00 0073	0115		For Work In Restricted Working Space, Add	\$62.85	
			Quantity	Unit Price	Factor	Total
		Installation	2.00 x	\$41.30 x	0.7609 =	\$62.85
Category1: 23000 - Mechanical						
136	23 05 23 00 0167	EA		1-1/2" Threaded, Straight Pattern, Triple Duty Valve	\$646.51	
			Quantity	Unit Price	Factor	Total
		Installation	3.00 x	\$283.22 x	0.7609 =	\$646.51
User Note: Provide 1.5" shut off valves for new chilled water piping.						
Category1: 23000 - Mechanical						

Price Proposal Detail - CSI Continues..

Job Order Number: 042948.02
 Job Order Title: DOC Mechanical Systems Capital Renewals and Renovations/Replacement

Rec#	CSI Number	Mod.	UOM	Description	Line Total	
23 - Heating, Ventilating, And Air-Conditioning (HVAC)						
137	23 05 23 00 0173	EA		6" Flanged, Straight Pattern, Triple Duty Valve	\$6,666.72	
			Quantity	Unit Price	Factor	Total
		Installation	3.00 x	\$2,920.54 x	0.7609 =	\$6,666.72
		User Note: Provide new valves V1, V2, and V3 at HPS and HPC piping.				
Category1: 23000 - Mechanical						
138	23 05 23 00 0173	EA		6" Flanged, Straight Pattern, Triple Duty Valve	\$8,888.96	
			Quantity	Unit Price	Factor	Total
		Installation	4.00 x	\$2,920.54 x	0.7609 =	\$8,888.96
		User Note: Provide shut off valves for all supply and return chilled water piping, HPS, and HPC piping.				
Category1: 23000 - Mechanical						
139	23 05 23 00 0173	EA		6" Flanged, Straight Pattern, Triple Duty Valve	\$4,444.48	
			Quantity	Unit Price	Factor	Total
		Installation	2.00 x	\$2,920.54 x	0.7609 =	\$4,444.48
		User Note: Provide isolation valves for piping at new condensate recovery system.				
Category1: 23000 - Mechanical						
140	23 05 23 00 0219	EA		4" Diameter Plug Valve, Semi-Steel, Flanged, 175 PSI, Wrench Operated, With Wrench	\$1,847.89	
			Quantity	Unit Price	Factor	Total
		Installation	4.00 x	\$807.14 x	0.7609 =	\$1,847.89
		User Note: Provide plug valves for 4" HVAC piping.				
Category1: 23000 - Mechanical						
141	23 05 23 00 0220	EA		6" Diameter Plug Valve, Semi-Steel, Flanged, 175 PSI, Wrench Operated, With Wrench	\$3,841.08	
			Quantity	Unit Price	Factor	Total
		Installation	4.00 x	\$1,262.02 x	0.7609 =	\$3,841.08
		User Note: Provide plug valves for 6" HVAC piping.				
Category1: 23000 - Mechanical						
142	23 05 23 00 0358	EA		6" Swing Check Valve, Iron Body, Bronze Trim, Flanged, 125 LB	\$1,678.20	
			Quantity	Unit Price	Factor	Total
		Installation	2.00 x	\$1,102.77 x	0.7609 =	\$1,678.20
		User Note: Provide check valves for piping at new condensate recovery system.				
Category1: 23000 - Mechanical						
143	23 05 23 00 0448	EA		4" Flanged Flow Control Valve, Iron And Bronze, Water Balancing Valve With Pressures Up To 300 PSIG	\$957.55	
			Quantity	Unit Price	Factor	Total
		Installation	1.00 x	\$1,258.44 x	0.7609 =	\$957.55
		User Note: Three way electronic control valve at AHU 17-1.				
Category1: 23000 - Mechanical						
144	23 05 29 00 0188	EA		4" Steel Pipe Clamp (Cooper B-Line B3140)	\$288.76	
			Quantity	Unit Price	Factor	Total
		Installation	15.00 x	\$25.30 x	0.7609 =	\$288.76
		User Note: 4" clamps for HVAC piping support.				
Category1: 23000 - Mechanical						

Price Proposal Detail - CSI Continues..

Job Order Number: 042948.02

Job Order Title: DOC Mechanical Systems Capital Renewals and Renovations/Replacement

Rec#	CSI Number	Mod.	UOM	Description	Line Total	
23 - Heating, Ventilating, And Air-Conditioning (HVAC)						
145	23 05 29 00 0186	0477		For Work In Restricted Working Space, Add	\$55.88	
			Quantity	Unit Price	Factor	Total
		Installation	16.00 x	\$4.59 x	0.7609 =	\$55.88
Category1: 23000 - Mechanical						
146	23 05 29 00 0188		EA	6" Steel Pipe Clamp (Cooper B-Line B3140)	\$760.75	
			Quantity	Unit Price	Factor	Total
		Installation	20.00 x	\$48.89 x	0.7609 =	\$760.75
User Note: 6" clamps for HVAC piping support.						
Category1: 23000 - Mechanical						
147	23 05 29 00 0188	0477		For Work In Restricted Working Space, Add	\$93.13	
			Quantity	Unit Price	Factor	Total
		Installation	16.00 x	\$7.85 x	0.7609 =	\$93.13
Category1: 23000 - Mechanical						
148	23 05 53 00 0012		EA	4" Outside Diameter Snap-On Plastic Marker	\$260.30	
			Quantity	Unit Price	Factor	Total
		Installation	21.00 x	\$16.29 x	0.7609 =	\$260.30
User Note: Plastic markers for identification of new 3" storm drain piping. Size increased to account for insulation.						
Category1: 22000 - Plumbing						
149	23 05 53 00 0012		EA	4" Outside Diameter Snap-On Plastic Marker	\$297.48	
			Quantity	Unit Price	Factor	Total
		Installation	24.00 x	\$16.29 x	0.7609 =	\$297.48
User Note: Markers for 4" HVAC piping.						
Category1: 23000 - Mechanical						
150	23 05 53 00 0015		EA	6" Outside Diameter Snap-On Plastic Marker	\$553.19	
			Quantity	Unit Price	Factor	Total
		Installation	42.00 x	\$17.31 x	0.7609 =	\$553.19
User Note: Plastic markers for identification of new 4" storm drain piping. Size increased to account for insulation.						
Category1: 22000 - Plumbing						
151	23 05 53 00 0015		EA	6" Outside Diameter Snap-On Plastic Marker	\$316.11	
			Quantity	Unit Price	Factor	Total
		Installation	24.00 x	\$17.31 x	0.7609 =	\$316.11
User Note: Markers for 6" HVAC piping.						
Category1: 23000 - Mechanical						
152	23 05 53 00 0040		EA	2" Diameter Identification Tag, Brass	\$130.87	
			Quantity	Unit Price	Factor	Total
		Installation	21.00 x	\$8.19 x	0.7609 =	\$130.87
User Note: Identification tags for HVAC valves.						
Category1: 23000 - Mechanical						
153	23 05 93 00 0010		EA	Balancing Constant Volume Air Handling Unit	\$480.73	
			Quantity	Unit Price	Factor	Total
		Installation	1.00 x	\$831.79 x	0.7609 =	\$480.73
User Note: Balancing of AHU 17-1.						
Category1: 23000 - Mechanical						

Price Proposal Detail - CSI Continues..

Job Order Number: 042948.02
 Job Order Title: DOC Mechanical Systems Capital Renewals and Renovations/Replacement

Rec#	CSI Number	Mod.	UOM	Description	Line Total	
23 - Heating, Ventilating, And Air-Conditioning (HVAC)						
154	23 05 93 00 0081	EA		>100' To 250', >1-1/2" To 4" Piping, Hydrostatic Testing	\$1,631.28	
			Quantity	Unit Price	Factor	Total
		Installation	2.00 x	\$1,071.94 x	0.7809 =	\$1,631.28
		User Note: Pressure testing of new 4" piping.				
Category1: 23000 - Mechanical						
155	23 05 93 00 0086	EA		>100' To 250', >4" To 10" Piping, Hydrostatic Testing	\$2,120.66	
			Quantity	Unit Price	Factor	Total
		Installation	2.00 x	\$1,393.52 x	0.7809 =	\$2,120.66
		User Note: Pressure testing of new 6" piping.				
Category1: 23000 - Mechanical						
156	23 07 13 00 0034	SF		1" Thick Sheet Elastomeric Insulation	\$927.84	
			Quantity	Unit Price	Factor	Total
		Installation	130.00 x	\$9.38 x	0.7809 =	\$927.84
		User Note: Acoustical lining inside ductwork as indicated on the drawings.				
Category1: 23000 - Mechanical						
157	23 07 19 00 0071	LF		1" Diameter Pipe, 3" Thick Calcium Silicate Insulation	\$3,166.93	
			Quantity	Unit Price	Factor	Total
		Installation	208.00 x	\$20.01 x	0.7809 =	\$3,166.93
		User Note: Insulation for chilled water piping.				
		104 LF run x 2 runs (supply and return) = 208 LF				
Category1: 23000 - Mechanical						
158	23 07 19 00 0071	0038		For Work In Restricted Working Space, Add	\$492.61	
			Quantity	Unit Price	Factor	Total
		Installation	195.00 x	\$3.32 x	0.7809 =	\$492.61
Category1: 23000 - Mechanical						
159	23 07 19 00 0077	LF		4" Diameter Pipe, 3" Thick Calcium Silicate Insulation	\$2,468.22	
			Quantity	Unit Price	Factor	Total
		Installation	118.00 x	\$27.49 x	0.7809 =	\$2,468.22
		User Note: Insulation for 4" piping at condensate recovery system.				
		(51 LF + 8 LF) x 2 runs = 118 LF				
Category1: 23000 - Mechanical						
160	23 07 19 00 0077	0038		For Work In Restricted Working Space, Add	\$337.47	
			Quantity	Unit Price	Factor	Total
		Installation	112.00 x	\$3.98 x	0.7809 =	\$337.47
Category1: 23000 - Mechanical						
161	23 07 19 00 0078	LF		6" Diameter Pipe, 3" Thick Calcium Silicate Insulation	\$3,106.30	
			Quantity	Unit Price	Factor	Total
		Installation	126.00 x	\$32.40 x	0.7809 =	\$3,106.30
		User Note: Insulation for new 6" condensate piping.				
		(55 LF + 6 LF) x 2 runs = 126 LF				
Category1: 23000 - Mechanical						

Price Proposal Detail - CSI Continues..

Job Order Number: 042948.02
 Job Order Title: DOC Mechanical Systems Capital Renewals and Renovations/Replacement

Rec#	CSI Number	Mod.	UOM	Description	Line Total		
23 - Heating, Ventilating, And Air-Conditioning (HVAC)							
162	23 07 19 00 0078	0038		For Work In Restricted Working Space, Add	\$431.43		
			Quantity	Unit Price	Factor	Total	
			Installation	126.00 x	\$4.50 x	0.7809 =	\$431.43
Category1: 23000 - Mechanical							
163	23 09 23 00 0039		EA	Install And Wire AHU Damper Actuator	\$318.00		
			Quantity	Unit Price	Factor	Total	
			Installation	2.00 x	\$208.86 x	0.7809 =	\$318.00
User Note: Actuators for rear return damper at AHU 17-1.							
Category1: 23000 - Mechanical							
164	23 09 23 00 0046		EA	Wire And Assemble AHU Control EnclosureIncludes installing all panel devices for a medium size panel.	\$291.52		
			Quantity	Unit Price	Factor	Total	
			Installation	1.00 x	\$383.13 x	0.7809 =	\$291.52
User Note: Install control panel for AHU 17-1.							
Category1: 23000 - Mechanical							
165	23 09 23 00 0431		EA	BACnet MS/TP 4-Point I/O Module With 4 BI, Field Controller Bus And Sensor Actuator Bus Support (Johnson Controls MS-IOM1710-0)	\$5,756.74		
			Quantity	Unit Price	Factor	Total	
			Installation	15.00 x	\$504.38 x	0.7809 =	\$5,756.74
User Note: Provide and install controls for mechanical equipment.							
Category1: 23000 - Mechanical							
166	23 09 23 00 0463		EA	5 UI, 4 BI, 3 AO, 2 Triac DO, 4 Relay DO Expansion I/O Module (Johnson Controls LP-XM07X11-000C)	\$5,474.14		
			Quantity	Unit Price	Factor	Total	
			Installation	15.00 x	\$479.62 x	0.7809 =	\$5,474.14
User Note: Provide and install controls for mechanical equipment.							
Category1: 23000 - Mechanical							
167	23 09 23 00 0729		EA	Float Switch	\$359.89		
			Quantity	Unit Price	Factor	Total	
			Installation	2.00 x	\$236.49 x	0.7809 =	\$359.89
User Note: Provide two float switches for duplex pumps on new condensate recovery system.							
Category1: 23000 - Mechanical							
168	23 11 33 00 0017		EA	6" Fiberglass Reinforced Plastic Flanged 90 Degree Elbow	\$2,568.95		
			Quantity	Unit Price	Factor	Total	
			Installation	15.00 x	\$225.08 x	0.7809 =	\$2,568.95
User Note: Provide elbows as required for HVAC piping.							
Category1: 23000 - Mechanical							
169	23 11 33 00 0053		EA	6" Fiberglass Reinforced Plastic Flanged Concentric Reducer	\$1,299.25		
			Quantity	Unit Price	Factor	Total	
			Installation	8.00 x	\$213.44 x	0.7809 =	\$1,299.25
User Note: Provide reducers as indicated on the drawings for wall chilled water supply and return piping.							
Category1: 23000 - Mechanical							

Price Proposal Detail - CSI Continues..

Job Order Number: 042948.02
 Job Order Title: DOC Mechanical Systems Capital Renewals and Renovations/Replacement

Rec#	CSI Number	Mod.	UOM	Description	Line Total
23 - Heating, Ventilating, And Air-Conditioning (HVAC)					
170	23 21 13 23 0007		LF	1-1/2" Schedule 40 Threaded Black Steel Pipe With 150 LB Malleable Iron Fitting Assembly includes all hangers and all fittings (couplings, elbows, tees and reducer fittings). All hangers are complete assemblies. Not for use where detail is available.	\$1,445.41
				Quantity Unit Price Factor Total	
			Installation	120.00 x \$15.83 x 0.7609 =	\$1,445.41
			User Note: 1-1/2" vent piping at new condensate recovery system.		
			60 LF per vent x 2 vents = 120 LF		
Category1: 23000 - Mechanical					
171	23 21 13 23 0007	0010		For Work In Restricted Working Space, Add	\$357.93
				Quantity Unit Price Factor Total	
			Installation	120.00 x \$3.92 x 0.7609 =	\$357.93
Category1: 23000 - Mechanical					
172	23 21 13 23 0007		LF	1-1/2" Schedule 40 Threaded Black Steel Pipe With 150 LB Malleable Iron Fitting Assembly includes all hangers and all fittings (couplings, elbows, tees and reducer fittings). All hangers are complete assemblies. Not for use where detail is available.	\$2,505.37
				Quantity Unit Price Factor Total	
			Installation	208.00 x \$15.83 x 0.7609 =	\$2,505.37
			User Note: Provide new 1.5" supply and return chilled water piping to AHU CHW cooling coil.		
			104 LF run x 2 runs (supply and return) = 208 LF		
Category1: 23000 - Mechanical					
173	23 21 13 23 0007	0010		For Work In Restricted Working Space, Add	\$581.63
				Quantity Unit Price Factor Total	
			Installation	195.00 x \$3.92 x 0.7609 =	\$581.63
Category1: 23000 - Mechanical					
174	23 21 13 23 0010		LF	3" Schedule 40 Threaded Black Steel Pipe With 150 LB Malleable Iron Fitting Assembly includes all hangers and all fittings (couplings, elbows, tees and reducer fittings). All hangers are complete assemblies. Not for use where detail is available.	\$1,008.73
				Quantity Unit Price Factor Total	
			Installation	45.00 x \$29.46 x 0.7609 =	\$1,008.73
			User Note: Provide piping for new drip leg installed for the condensate recovery system.		
Category1: 23000 - Mechanical					
175	23 21 13 23 0010	0010		For Work In Restricted Working Space, Add	\$229.75
				Quantity Unit Price Factor Total	
			Installation	45.00 x \$6.71 x 0.7609 =	\$229.75
Category1: 23000 - Mechanical					
176	23 21 13 23 0481		EA	6", 150 LB, Forged Steel Blind Flange	\$552.02
				Quantity Unit Price Factor Total	
			Installation	4.00 x \$181.37 x 0.7609 =	\$552.02
			User Note: Provide 4 blind flanges as indicated on the drawings for the high pressure steam and condensate piping.		
Category1: 23000 - Mechanical					

Price Proposal Detail - CSI Continues..

Job Order Number: 042948.02

Job Order Title: DOC Mechanical Systems Capital Renewals and Renovations/Replacement

Rec#	CSI Number	Mod.	UOM	Description	Line Total	
23 - Heating, Ventilating, And Air-Conditioning (HVAC)						
177	23 21 13 23 0491	0030		For Work In Restricted Working Space, Add	\$152.67	
			Quantity	Unit Price	Factor	Total
			6.00 x	\$33.44 x	0.7609 =	\$152.67
Category1: 23000 - Mechanical						
178	23 21 13 23 1730	EA		8" Grooved x 8" Flanged Suction Diffuser	\$2,417.18	
			Quantity	Unit Price	Factor	Total
			1.00 x	\$3,176.74 x	0.7609 =	\$2,417.18
			User Note: Provide and install suction diffuser.			
Category1: 23000 - Mechanical						
179	23 21 16 00 0286	EA		40 Gallon, 16-1/4" x 53" ASME Construction Compression Tank	\$126.59	
			Quantity	Unit Price	Factor	Total
			0.00 x	\$736.88 x	0.7609 =	\$0.00
			1.00 x	\$166.37 x	0.7609 =	\$126.59
			User Note: Remove compression tank 1 in Division 17 Basement.			
Category1: 02000 - Selective Demolition						
180	23 21 16 00 0290	EA		120 Gallon, 24-1/4" x 71-1/2" ASME Construction Compression Tank	\$162.48	
			Quantity	Unit Price	Factor	Total
			0.00 x	\$1,179.53 x	0.7609 =	\$0.00
			1.00 x	\$213.53 x	0.7609 =	\$162.47
			User Note: Remove compression tank 2 in Division 17 Basement.			
Category1: 02000 - Selective Demolition						
181	23 21 16 00 0292	EA		180 Gallon, 30" x 60" ASME Construction Compression Tank	\$210.11	
			Quantity	Unit Price	Factor	Total
			0.00 x	\$1,835.70 x	0.7609 =	\$0.00
			1.00 x	\$276.13 x	0.7609 =	\$210.11
			User Note: Remove compression tank 3 in Division 17 Basement.			
Category1: 02000 - Selective Demolition						
182	23 21 23 13 0002	EA		50 GPM Cast Iron Centrifugal Pump, Single Stage With 100' Head And 3 HP	\$5,316.13	
			Quantity	Unit Price	Factor	Total
			1.00 x	\$6,986.64 x	0.7609 =	\$5,316.13
			User Note: Provide and install in-line pump series.			
Category1: 23000 - Mechanical						
183	23 21 23 16 0013	EA		75 HP, 2,000 GPM At 100' Head Single Stage Cast Iron Centrifugal Pump (B&G 1510, 8 G, BF, 365T)	\$13,602.46	
			Quantity	Unit Price	Factor	Total
			1.00 x	\$17,878.80 x	0.7609 =	\$13,602.46
			User Note: Install new duplex ejector pump in Mechanical room of Division 17.			
Category1: 23000 - Mechanical						

Price Proposal Detail - CSI Continues..

Job Order Number: 042948.02
 Job Order Title: DOC Mechanical Systems Capital Renewals and Renovations/Replacement

Rec#	CSI Number	Mod.	UOM	Description	Line Total
23 - Heating, Ventilating, And Air-Conditioning (HVAC)					
184	23 22 13 00 0012		LF	4" Steam Or Condensate Pipe, 10" Case With No Return Line	\$7,742.26

	Quantity		Unit Price		Factor	=	Total
Installation	118.00	x	\$66.23	x	0.7609	=	\$7,742.26

User Note: Provide new vent piping connected to new condensate recovery system.

58 LF x 2 runs = 118 LF

Category1: 23000 - Mechanical

Rec#	CSI Number	Mod.	UOM	Description	Line Total
185	23 22 13 00 0013		LF	6" Steam Or Condensate Pipe, 11-1/2" Case With No Return Line	\$3,182.85

	Quantity		Unit Price		Factor	=	Total
Installation	0.00	x	\$117.46	x	0.7609	=	\$0.00
Demolition	195.00	x	\$21.45	x	0.7609	=	\$3,182.85

User Note: Remove associated condensate piping at HVAC systems.

150 LF run + 15 LF run x 3 runs = 195 LF

Category1: 02000 - Selective Demolition

Rec#	CSI Number	Mod.	UOM	Description	Line Total
186	23 22 13 00 0013		LF	6" Steam Or Condensate Pipe, 11-1/2" Case With No Return Line	\$11,261.29

	Quantity		Unit Price		Factor	=	Total
Installation	126.00	x	\$117.46	x	0.7609	=	\$11,261.29

User Note: Extend new pump condensate piping to new condensate pumps/receiver to be located in mechanical room.

(55 LF + 8 LF) x 2 runs = 126

Category1: 23000 - Mechanical

Rec#	CSI Number	Mod.	UOM	Description	Line Total
187	23 22 16 00 0130		EA	6" Steam Moisture Separator, Flanged	\$2,661.08

	Quantity		Unit Price		Factor	=	Total
Installation	1.00	x	\$3,497.28	x	0.7609	=	\$2,661.08

User Note: Furnish and install flash vessel connected to condensate piping for condensate recovery system.

Category1: 23000 - Mechanical

Rec#	CSI Number	Mod.	UOM	Description	Line Total
188	23 22 23 13 0017		EA	30 To 37.5 GPM Simplex Condensate Pump And 1 HP Motor With 36 Gallon Cast Iron Receiver, Float Switch, 30 PSI Discharge Pressure	\$789.60

	Quantity		Unit Price		Factor	=	Total
Installation	0.00	x	\$3,973.78	x	0.7609	=	\$0.00
Demolition	2.00	x	\$518.66	x	0.7609	=	\$789.60

User Note: Demolish condensate pumps and receivers in Division 17 Basement.

Category1: 02000 - Selective Demolition

Rec#	CSI Number	Mod.	UOM	Description	Line Total
189	23 22 23 13 0050		EA	45 GPM Duplex Condensate Pump And 1-1/2 HP Motor With 36 Gallon Cast Iron Receiver, Float Switch, 30 PSI Discharge Pressure	\$3,811.10

	Quantity		Unit Price		Factor	=	Total
Installation	1.00	x	\$5,008.67	x	0.7609	=	\$3,811.10

User Note: Duplex pumps for new condensate recovery system.

Category1: 23000 - Mechanical

Price Proposal Detail - CSI Continues..

Job Order Number: 042948.02
 Job Order Title: DOC Mechanical Systems Capital Renewals and Renovations/Replacement

Rec#	CSI Number	Mod.	UOM	Description	Line Total		
23 - Heating, Ventilating, And Air-Conditioning (HVAC)							
190	23 31 13 13 0005		LB	Sheet Metal Ductwork, High Pressure, Field Fabricated, Galvanized, Field Assemble And Install	\$2,012.08		
				Quantity	Unit Price	Factor	Total
			Installation	218.00 x	\$12.13 x	0.7609 =	\$2,012.08
			User Note: Provide to ductwork from to AHU 17-1. 75' x 1.167' = 88 SF 60' x 1.167' = 70 SF (88 + 70) x 1.406 LB = 218 LB				
Category1: 23000 - Mechanical							
191	23 31 13 13 0005	0374		For Up To 200, Add	\$452.71		
				Quantity	Unit Price	Factor	Total
			Installation	148.00 x	\$4.02 x	0.7609 =	\$452.71
Category1: 23000 - Mechanical							
192	23 31 13 13 0005	0387		For Work In Restricted Working Space, Add	\$367.12		
				Quantity	Unit Price	Factor	Total
			Installation	148.00 x	\$3.26 x	0.7609 =	\$367.12
Category1: 23000 - Mechanical							
193	23 31 13 16 0161		EA	24" 26 Gauge, Slip Joint, Galvanized, Spiral Duct Cap	\$1,325.67		
				Quantity	Unit Price	Factor	Total
			Installation	8.00 x	\$217.78 x	0.7609 =	\$1,325.67
			User Note: Duct cap for new HVAC duct work.				
Category1: 23000 - Mechanical							
194	23 31 13 16 0161	0387		For Work In Restricted Working Space, Add	\$77.46		
				Quantity	Unit Price	Factor	Total
			Installation	2.00 x	\$50.90 x	0.7609 =	\$77.46
Category1: 23000 - Mechanical							
195	23 33 13 19 0072		EA	36" x 14" Louver Type Combination Fire/Smoke Damper, Steel Construction, UL Listed, 1-1/2 Hour Rated	\$244.14		
				Quantity	Unit Price	Factor	Total
			Installation	1.00 x	\$320.86 x	0.7609 =	\$244.14
			User Note: Provide fire damper at AHU 17-1.				
Category1: 23000 - Mechanical							
196	23 33 33 00 0004		EA	12" x 12" Duct Access Doors Insulated Factory Fabrication	\$324.33		
				Quantity	Unit Price	Factor	Total
			Installation	6.00 x	\$71.04 x	0.7609 =	\$324.33
			User Note: Provide new access doors in ductwork.				
Category1: 23000 - Mechanical							
197	23 34 13 00 0012		EA	36" Direct Drive Axial Flow Fan, 2 HP 16,760 CFM Constant Speed, 1/8" Static Pressure	\$9,350.28		
				Quantity	Unit Price	Factor	Total
			Installation	5.00 x	\$1,925.85 x	0.7609 =	\$7,326.90
			Demolition	5.00 x	\$531.84 x	0.7609 =	\$2,023.39
			User Note: Provide (5) fans for air movement during selective demolition operations. Excludes labor. Remove fan after use.				
Category1: 02000 - Selective Demolition							

Price Proposal Detail - CSI Continues..

Job Order Number: 042948.02
 Job Order Title: DOC Mechanical Systems Capital Renewals and Renovations/Replacement

Rec#	CSI Number	Mod.	UOM	Description	Line Total
------	------------	------	-----	-------------	------------

23 - Heating, Ventilating, And Air-Conditioning (HVAC)

198	23 35 13 00 0028		LF	4" Flexible Hose	\$2,531.51
-----	------------------	--	----	------------------	------------

	Quantity	Unit Price	Factor	Total
Installation	300.00 x	\$9.34 x	0.7609 =	\$2,132.04
Demolition	300.00 x	\$1.75 x	0.7609 =	\$399.47

User Note: Provide and remove (3) 100 FT 4" flexible hose for use for negative air system during existing equipment demolition at mechanical room.

3 hoses x 100 LF per hose = 300 LF

Category1: 02000 - Selective Demolition

199	23 37 13 00 0110	EA		36" x 12" Double-Deflection Return/Exhaust Register, Aluminum, Opposed Blade Damper, Wall/Ceiling	\$234.68
-----	------------------	----	--	---	----------

	Quantity	Unit Price	Factor	Total
Installation	1.00 x	\$308.42 x	0.7609 =	\$234.68

User Note: Provide air register at AHU 17-1.

Category1: 23000 - Mechanical

200	23 37 13 00 0110	0418		For Flat Frame, Deduct	-\$1.44
-----	------------------	------	--	------------------------	---------

	Quantity	Unit Price	Factor	Total
Installation	1.00 x	\$-1.89 x	0.7609 =	-\$1.44

Category1: 23000 - Mechanical

201	23 37 13 00 0146	EA		24" x 12" Aluminum Eggcrate Ceiling Return Air And Exhaust Grille	\$136.98
-----	------------------	----	--	---	----------

	Quantity	Unit Price	Factor	Total
Installation	2.00 x	\$90.01 x	0.7609 =	\$136.98

User Note: Provide 2 transfer grilles as indicated on the drawings.

Category1: 23000 - Mechanical

202	23 41 33 00 0010	EA		24" x 24" x 12" HEPA Filter, 95% DOP Efficiency, 1,000 CFM, Complete	\$5,604.71
-----	------------------	----	--	--	------------

	Quantity	Unit Price	Factor	Total
Installation	30.00 x	\$245.53 x	0.7609 =	\$5,604.71

User Note: Provide filters for exhaust equipment

Category1: 01740 - General Conditions

203	23 41 33 00 0010	0465		For >25 To 50, Deduct	-\$280.32
-----	------------------	------	--	-----------------------	-----------

	Quantity	Unit Price	Factor	Total
Installation	30.00 x	\$-12.28 x	0.7609 =	-\$280.32

Category1: 01740 - General Conditions

204	23 41 33 00 0046	EA		1.5 - 2.5 MCFM, 24" x 24" x 29" Filter, Bag Type, 90 - 95% Efficiency	\$4,323.13
-----	------------------	----	--	---	------------

	Quantity	Unit Price	Factor	Total
Installation	20.00 x	\$242.22 x	0.7609 =	\$3,686.10
Demolition	10.00 x	\$63.72 x	0.7609 =	\$637.03

User Note: Provide and install filters for equipment exhaust.

Category1: 23000 - Mechanical

Price Proposal Detail - CSI Continues..

Job Order Number: 042948.02
 Job Order Title: DOC Mechanical Systems Capital Renewals and Renovations/Replacement

Rec#	CSI Number	Mod.	UOM	Description	Line Total
------	------------	------	-----	-------------	------------

23 - Heating, Ventilating, And Air-Conditioning (HVAC)

205	23 42 13 00 0022		EA	24" x 24" x 2" Thick Carbon Impregnated Pleated Air Filter	\$53.14
-----	------------------	--	----	--	---------

	Quantity	Unit Price	Factor	Total
Installation	2.00 x	\$34.92 x	0.7609 =	\$53.14

User Note: Air filters for AHU 17-1

Category1: 23000 - Mechanical

206	23 53 16 00 0043		EA	28 CFM, 80 GPM, 110 Gallon Duplex Vacuum Condensate PumpTwo 3 HP vacuum pumps rated for 28 CFM, two 1-1/2 HP condensate pumps rated for 60 GPM at 20 PSI and 110 GAL cast iron receiver. Skidmore JVC-28-110-402.	\$852.51
-----	------------------	--	----	---	----------

	Quantity	Unit Price	Factor	Total
Installation	0.00 x	\$23,232.81 x	0.7609 =	\$0.00
Demolition	1.00 x	\$857.55 x	0.7609 =	\$852.51

User Note: Remove vacuum pump in Division 17 basement.

Category1: 02000 - Selective Demolition

207	23 81 13 00 0008		EA	80 Ton R-134a Air-Cooled Centrifugal CompressorMagnetic bearings.	\$2,176.71
-----	------------------	--	----	---	------------

	Quantity	Unit Price	Factor	Total
Installation	0.00 x	\$25,012.75 x	0.7609 =	\$0.00
Demolition	2.00 x	\$1,430.35 x	0.7609 =	\$2,176.71

User Note: Remove air compressors in Division 17 Basement.

Category1: 02000 - Selective Demolition

208	23 63 23 00 0008		EA	60 Ton Water Cooled Condenser, Shell And Tube.Type	\$2,368.07
-----	------------------	--	----	--	------------

	Quantity	Unit Price	Factor	Total
Installation	0.00 x	\$15,626.43 x	0.7609 =	\$0.00
Demolition	3.00 x	\$1,037.40 x	0.7609 =	\$2,368.07

User Note: Demolish three (3) condensing tanks in Division 17 Basement.

Category1: 02000 - Selective Demolition

209	23 64 13 18 0008		EA	350 Ton Absorption Chiller	\$5,577.28
-----	------------------	--	----	----------------------------	------------

	Quantity	Unit Price	Factor	Total
Installation	0.00 x	\$218,848.56 x	0.7609 =	\$0.00
Demolition	1.00 x	\$7,329.84 x	0.7609 =	\$5,577.28

User Note: Demolition of absorption chiller in Division 17 basement.

Category1: 02000 - Selective Demolition

210	23 85 00 00 0013		EA	300 Ton Propeller Type Cooling Tower, Axial - Single Flow	\$3,892.79
-----	------------------	--	----	---	------------

	Quantity	Unit Price	Factor	Total
Installation	0.00 x	\$45,983.87 x	0.7609 =	\$0.00
Demolition	1.00 x	\$5,247.46 x	0.7609 =	\$3,892.79

User Note: Demolish cooling tower in Division 17 basement.

Category1: 02000 - Selective Demolition

Price Proposal Detail - CSI Continues..

Job Order Number: 042948.02

Job Order Title: DOC Mechanical Systems Capital Renewals and Renovations/Replacement

Rec#	CSI Number	Mod.	UOM	Description	Line Total		
23 - Heating, Ventilating, And Air-Conditioning (HVAC)							
211	23 73 13 00 0061		EA	8,000 CFM Multizone Air Handling Unit, Built-Up, Horizontal / Vertical, Draw-Through Fan	\$10,821.89		
				Quantity	Unit Price	Factor	Total
			Installation	1.00 x	\$14,222.49 x	0.7609 =	\$10,821.89
			User Note: Furnish and install air handling unit 17-1.				
Category1: 23000 - Mechanical							
272	23 73 13 00 0061	0339		For Chilled Water Cooling Coil, Aluminum Fins, Add	\$3,923.13		
				Quantity	Unit Price	Factor	Total
			Installation	1.00 x	\$5,155.91 x	0.7609 =	\$3,923.13
Category1: 23000 - Mechanical							
213	23 73 13 00 0076		EA	22,500 CFM Multizone Air Handling Unit, Built-Up, Horizontal / Vertical, Draw-Through Fan	\$4,797.98		
				Quantity	Unit Price	Factor	Total
			Installation	0.00 x	\$47,287.77 x	0.7609 =	\$0.00
			Demolition	1.00 x	\$6,305.67 x	0.7609 =	\$4,797.98
			User Note: Demolition of AHU in Division 17 Basement.				
Category1: 02000 - Selective Demolition							
214	23 73 13 00 0082		EA	37,500 CFM Multizone Air Handling Unit, Built-Up, Horizontal / Vertical, Draw-Through Fan	\$15,164.57		
				Quantity	Unit Price	Factor	Total
			Installation	0.00 x	\$80,926.68 x	0.7609 =	\$0.00
			Demolition	2.00 x	\$9,984.69 x	0.7609 =	\$15,164.57
			User Note: Demolition of AHUs in Division 17 Basement				
Category1: 02000 - Selective Demolition							
215	23 73 13 00 0100		EA	3,500 CFM Return Air Fan	\$698.22		
				Quantity	Unit Price	Factor	Total
			Installation	0.00 x	\$4,390.99 x	0.7609 =	\$0.00
			Demolition	1.00 x	\$917.62 x	0.7609 =	\$698.22
			User Note: Demolition of R-3 return air fan in Division 17 basement.				
Category1: 02000 - Selective Demolition							
216	23 73 13 00 0105		EA	8,000 CFM Return Air Fan	\$4,355.34		
				Quantity	Unit Price	Factor	Total
			Installation	1.00 x	\$5,723.93 x	0.7609 =	\$4,355.34
			User Note: Furnish and install return air fan for AHU 17-1.				
Category1: 23000 - Mechanical							
217	23 73 13 00 0110		EA	10,000 CFM Return Air Fan	\$1,156.84		
				Quantity	Unit Price	Factor	Total
			Installation	0.00 x	\$6,680.98 x	0.7609 =	\$0.00
			Demolition	1.00 x	\$1,520.36 x	0.7609 =	\$1,156.84
			User Note: Demolition of supply fan S-5 in Division 17 Basement.				
Category1: 02000 - Selective Demolition							

Price Proposal Detail - CSI Continues..

Job Order Number: 042948.02
 Job Order Title: DOC Mechanical Systems Capital Renewals and Renovations/Replacement

Rec#	CSI Number	Mod.	UOM	Description	Line Total
------	------------	------	-----	-------------	------------

23 - Heating, Ventilating, And Air-Conditioning (HVAC)

218	23 73 13 00 0111	EA		12,500 CFM Return Air Fan	\$1,178.02
-----	------------------	----	--	---------------------------	------------

	Quantity	Unit Price	Factor	Total
Installation	0.00 x	\$7,090.89 x	0.7609 =	\$0.00
Demolition	1.00 x	\$1,548.18 x	0.7609 =	\$1,178.02

User Note: Demolition of RF-1 in Division 17 Basement.

Category1: 02000 - Selective Demolition

219	23 73 13 00 0118	EA		30,000 CFM Return Air Fan	\$1,644.91
-----	------------------	----	--	---------------------------	------------

	Quantity	Unit Price	Factor	Total
Installation	0.00 x	\$12,661.49 x	0.7609 =	\$0.00
Demolition	1.00 x	\$2,161.79 x	0.7609 =	\$1,644.91

User Note: Demolition of RF-2 in Division 17 Basement.

Category1: 02000 - Selective Demolition

220	23 82 16 00 0027	EA		34" x 80" Chilled Water Cooling Coil, 4 Row Flanged Construction, 16 Gauge Galvanized Steel Casing, Duct Mounted	\$2,548.78
-----	------------------	----	--	--	------------

	Quantity	Unit Price	Factor	Total
Installation	1.00 x	\$3,349.69 x	0.7609 =	\$2,548.78

User Note: Chilled water coil for new AHU 17-1.

Category1: 23000 - Mechanical

Subtotal for 23 - Heating, Ventilating, And Air-Conditioning (HVAC): \$233,093.74

26 - Electrical

221	26 01 20 00 0002	EA		Lock Out/Tag Out Local Disconnect	\$1,124.38
-----	------------------	----	--	-----------------------------------	------------

	Quantity	Unit Price	Factor	Total
Installation	70.00 x	\$21.11 x	0.7609 =	\$1,124.38

User Note: Lock Out/Tag out procedure as required to complete electrical scope.

Category1: 26000 - Electrical

222	26 05 33 13 0045	LF		3/4" Rigid Galvanized Steel (RGS) Conduit With Threaded Coupling	\$2,993.76
-----	------------------	----	--	--	------------

	Quantity	Unit Price	Factor	Total
Installation	610.00 x	\$6.45 x	0.7609 =	\$2,993.76

User Note: Provide and install conduit for new cameras where conduit will be exposed.

85 LF x 4 cameras + 90 LF x 3 cameras = 610 LF

Category1: 26000 - Exterior Cameras

223	26 05 33 13 0045	0D16		For >500 To 1,000, Deduct	-\$171.74
-----	------------------	------	--	---------------------------	-----------

	Quantity	Unit Price	Factor	Total
Installation	610.00 x	\$-0.37 x	0.7609 =	-\$171.74

Category1: 26000 - Exterior Cameras

Price Proposal Detail - CSI Continues..

Job Order Number: 042948.02

Job Order Title: DOC Mechanical Systems Capital Renewals and Renovations/Replacement

Rec#	CSI Number	Mod.	UOM	Description	Line Total
------	------------	------	-----	-------------	------------

26 - Electrical

224	26 05 33 13 0058		EA	3/4" Rigid Galvanized Steel (RGS) 90 Degree Standard Radius Elbow	\$461.95
-----	------------------	--	----	---	----------

	Quantity		Unit Price		Factor	=	Total
Installation	21.00	x	\$28.91	x	0.7609	=	\$461.95

User Note: Provide and install 90 degree elbow for conduit runs.

3 elbows per camera run x 7 cameras = 21 elbows

Category1: 26000 - Exterior Cameras

225	26 05 33 13 0071		EA	3/4" Rigid Galvanized Steel (RGS) 45 Degree Standard Radius Elbow	\$307.97
-----	------------------	--	----	---	----------

	Quantity		Unit Price		Factor	=	Total
Installation	14.00	x	\$28.91	x	0.7609	=	\$307.97

User Note: Provide and install 90 degree elbow for conduit runs.

2 elbows per camera run x 7 cameras = 14 elbows

Category1: 26000 - Exterior Cameras

226	26 05 33 13 0821		LF	3/4" Electrical Metallic Tubing (EMT) Conduit	\$784.03
-----	------------------	--	----	---	----------

	Quantity		Unit Price		Factor	=	Total
Installation	230.00	x	\$4.48	x	0.7609	=	\$784.03

User Note: Provide and install EMT conduit for security cameras where conduit is not exposed.

35 LF x 4 cameras + 30 LF x 3 cameras = 230 LF

Category1: 26000 - Exterior Cameras

227	26 05 33 13 0821		LF	3/4" Electrical Metallic Tubing (EMT) Conduit	\$9,510.64
-----	------------------	--	----	---	------------

	Quantity		Unit Price		Factor	=	Total
Installation	2,790.00	x	\$4.48	x	0.7609	=	\$9,510.64

User Note: Provide EMT conduit for all new cabling to feed basement lighting and power supply for Division 17.

Lighting
(355' run + 12 x 30' run + 4 x 65' runs) x 2 conduits = 1950 LF

Power
300 LF from transformer + 300 LF from Panel + 240 LF from ATS panel = 840 LF

1950+ 840 = 2790 LF Total

Category1: 26000 - Electrical

228	26 05 33 13 0821	0024		For >1,000, Deduct	-\$743.02
-----	------------------	------	--	--------------------	-----------

	Quantity		Unit Price		Factor	=	Total
Installation	2,790.00	x	\$-0.35	x	0.7609	=	-\$743.02

Category1: 26000 - Electrical

229	26 05 33 13 0822		LF	1" Electrical Metallic Tubing (EMT) Conduit	\$4,884.98
-----	------------------	--	----	---	------------

	Quantity		Unit Price		Factor	=	Total
Installation	1,200.00	x	\$5.35	x	0.7609	=	\$4,884.98

User Note: Provide 1" conduit for connection to security head end in MDF room from stair enclosure.

(280' run + 180' run + 105' run + 35' run) x 2 conduits = 1200 LF

Category1: 26000 - Electrical

Price Proposal Detail - CSI Continues..

Job Order Number: 042948.02
 Job Order Title: DOC Mechanical Systems Capital Renewals and Renovations/Replacement

Rec#	CSI Number	Mod.	UOM	Description	Line Total	
26 - Electrical						
230	26 05 33 13 0622	0024		For >1,000, Deduct	\$-392.62	
			Quantity	Unit Price	Factor	Total
	Installation		1,200.00	\$-0.43	0.7609 =	\$-392.62
Category1: 26000 - Electrical						
231	26 05 33 13 0622	0028		For Work In Restricted Working Space, Add	\$1,159.61	
			Quantity	Unit Price	Factor	Total
	Installation		1,200.00	\$1.27	0.7609 =	\$1,159.61
Category1: 26000 - Electrical						
232	26 05 33 13 0622		LF	1" Electrical Metallic Tubing (EMT) Conduit	\$4,884.98	
			Quantity	Unit Price	Factor	Total
	Installation		1,200.00	\$5.35	0.7609 =	\$4,884.98
User Note: Provide 1" conduit from stair enclosure to existing MDF room in hospital for CCTV cameras.						
(260' run + 180' run + 105' run + 35' run) x 2 conduits = 1200 LF						
Category1: 26000 - Electrical						
233	26 05 33 13 0622	0024		For >1,000, Deduct	\$-392.62	
			Quantity	Unit Price	Factor	Total
	Installation		1,200.00	\$-0.43	0.7609 =	\$-392.62
Category1: 26000 - Electrical						
234	26 05 33 13 0622	0028		For Work In Restricted Working Space, Add	\$1,159.61	
			Quantity	Unit Price	Factor	Total
	Installation		1,200.00	\$1.27	0.7609 =	\$1,159.61
Category1: 26000 - Electrical						
235	26 05 39 00 0019		EA	2 Level UF Duct Junction Box, 2 Large Duct Bottom Level: Accepts Two Large Capacity Ducts	\$2,656.61	
			Quantity	Unit Price	Factor	Total
	Installation		4.00	\$672.85	0.7609 =	\$2,656.61
User Note: Provide junction boxes at grade level and one every 50' in basement conduit run. 1 + (166/50) = 4 J boxes.						
Category1: 26000 - Electrical						
236	26 51 13 00 0012		EA	4 T8 Lamps, 1' x 4', Surface Mounted, Wraparound Fluorescent Fixture	\$7,363.49	
			Quantity	Unit Price	Factor	Total
	Installation		54.00	\$179.21	0.7609 =	\$7,363.49
User Note: T8 lamps for lighting in Division 17 tunnel. 2 lamps x 27 fixtures = 54 lamps.						
Category1: 26000 - Electrical						
237	26 51 13 00 0452		EA	11" Diameter, Ceiling Mounted, Low Profile Acrylic Diffuser, Double Twin Tube Compact Fluorescent Fixture	\$1,369.07	
			Quantity	Unit Price	Factor	Total
	Installation		17.00	\$105.84	0.7609 =	\$1,369.07
User Note: Install ceiling mounted light fixtures in Division 17 basement.						
Category1: 26000 - Electrical						

Price Proposal Detail - CSI Continues..

Job Order Number: 042948.02

Job Order Title: DOC Mechanical Systems Capital Renewals and Renovations/Replacement

Rec#	CSI Number	Mod.	UOM	Description	Line Total		
26 - Electrical							
238	26 52 00 00 0025		EA	275 Max Wattage At 90 Minutes, 12 Volt, Remote Capability, Painted Steel Housing, Incandescent Lamps, Industrial Emergency Light (Lithonia ELT275)	\$5,377.36		
				Quantity	Unit Price	Factor	Total
			Installation	10.00 x	\$708.71 x	0.7609 =	\$5,377.36
User Note: Emergency lighting in Division 17 basement and stairwells.							

Category1: 26000 - Electrical

Subtotal for 26 - Electrical: \$42,338.44

27 - Communications							
239	27 14 13 16 0080		MLF	4-Pair Stranded STP, 24 AWG, Category 5E, Indoor Telecommunications Riser Cable, Installed Exposed	\$1,486.41		
				Quantity	Unit Price	Factor	Total
			Installation	1.20 x	\$1,627.91 x	0.7609 =	\$1,486.41
User Note: Provide Cat 5 cable from stair enclosure in Division 17 to existing MDF room in Hospital for CCTV cameras.							

Category1: 26000 - Electrical

240	27 14 43 00 0039		EA	Cat 6, Snap-In Modular Jack	\$166.61		
				Quantity	Unit Price	Factor	Total
			Installation	8.00 x	\$27.37 x	0.7609 =	\$166.61
User Note: Cat 6 jacks for new cameras in Division 17 stairwells.							

Category1: 26000 - Electrical

241	27 14 43 00 0040		EA	Cat 6 Shielded, Snap-In Modular Jack	\$166.29		
				Quantity	Unit Price	Factor	Total
			Installation	7.00 x	\$31.22 x	0.7609 =	\$166.29
User Note: Provide and install new jacks for cameras.							
1 jack per camera x 7 cameras = 7 jacks							

Category1: 26000 - Exterior Cameras

242	27 16 19 00 0039		EA	50' Category 6 Patch Cables With Boots	\$30.94		
				Quantity	Unit Price	Factor	Total
			Installation	1.00 x	\$40.66 x	0.7609 =	\$30.94
User Note: Patch cord for new cameras in Division 17 stairwells.							

Category1: 26000 - Electrical

243	27 16 19 00 0039		EA	50' Category 6 Patch Cables With Boots	\$216.57		
				Quantity	Unit Price	Factor	Total
			Installation	7.00 x	\$40.66 x	0.7609 =	\$216.57
User Note: Provide and install patch cables for cameras.							
1 patch cable per camera x 7 cameras = 7 patch cables							

Category1: 26000 - Exterior Cameras

244	27 32 26 00 0019		EA	Overhead Camera Mount Code Blue Option Excludes camera.	\$4,214.86		
				Quantity	Unit Price	Factor	Total
			Installation	7.00 x	\$791.33 x	0.7609 =	\$4,214.86
User Note: Provide and install camera mount for each outdoor security camera.							

Category1: 26000 - Exterior Cameras

Price Proposal Detail - CSI Continues..

Job Order Number: 042948.02
 Job Order Title: DOC Mechanical Systems Capital Renewals and Renovations/Replacement

Rec#	CSI Number	Mod.	UOM	Description	Line Total
27 - Communications					
245	27 32 26 00 0019		EA	Overhead Camera Mount Code Blue Option Excludes camera.	\$1,808.37

	Quantity	Unit Price	Factor	Total
Installation	3.00 x	\$791.33 x	0.7609 =	\$1,808.37

User Note: Camera mounts in Division 17 stairwells for CCTV cameras.

Category1: 26000 - Electrical

Subtotal for 27 - Communications: \$8,088.05

Rec#	CSI Number	Mod.	UOM	Description	Line Total
28 - Electronic Safety And Security					
246	28 23 00 00 0128		EA	Outdoor Day/Night Camera Dome Includes variable speed drive, environmental housing, 35X high-resolution day/night camera/lens with wide dynamic range and image stabilization and clear outer dome. Vicon model SVFT-W35.	\$1,527.74

	Quantity	Unit Price	Factor	Total
Installation	3.00 x	\$689.27 x	0.7609 =	\$1,527.74

User Note: Install cameras inside Division 17 stairwells.

Category1: 26000 - Electrical

Rec#	CSI Number	Mod.	UOM	Description	Line Total
247	28 23 00 00 0126		EA	Outdoor Day/Night Camera Dome Includes variable speed drive, environmental housing, 35X high-resolution day/night camera/lens with wide dynamic range and image stabilization and clear outer dome. Vicon model SVFT-W35.	\$3,564.73

	Quantity	Unit Price	Factor	Total
Installation	7.00 x	\$689.27 x	0.7609 =	\$3,564.73

User Note: Install seven (7) exterior cameras. Camera are to be provided by Cook County.

Category1: 26000 - Exterior Cameras

Subtotal for 28 - Electronic Safety And Security: \$5,092.47

Proposal Total \$532,044.67

This proposal total represents the correct total for the proposal. Any discrepancy between line totals, sub-totals and the proposal total is due to rounding of the line totals and sub-totals.

The Percent of NPP on this Proposal: 0.00%

Work Order Number: 042948.02
 Work Order Title: Division 17 Mechanical Systems Restoration

Contractor: Cook County - F.H. Paschen
 Date: September 06, 2017

Subcontractor and M/W/SBE Estimate

Following is the proposed list of minority owned, woman owned and non-minority subcontractors and material suppliers proposed for the above Work Order. This estimate is submitted with our final Work Order Proposal in the amount of \$532,044.67.

Contractor	Duties	Trade	M/W/SBE Status	Total \$	M/W/SBE \$	% of Project
Autumn Construction	Mechanical	S	W	\$82,750.00	\$82,750.00	15.55%
Brandenburger Plumbing Inc	Plumbing	S	M	\$80,359.00	\$80,359.00	11.34%
Horizon Contractors, Inc.	Electrical	S	M	\$154,758.00	\$154,758.00	29.09%
Integrated Electrical Services	Electrical	S	N	\$86,000.00	\$0.00	0.00%
				\$383,867.00	\$297,887.00	55.99%

Trades - S: Subcontractor; M: Material Supplier
 M/WBE's - M: Minority; W: Women; N: Non M/WBE

Total MBE Subcontractor Participation Scheduled	\$215,117.00	40.43%		\$215,117.00	40.43%	MBE Total
Total MBE Supplier Participation Scheduled	\$0.00	0.00%				
Total WBE Subcontractor Participation Scheduled	\$82,750.00	15.55%		\$82,750.00	15.55%	WBE Total
Total WBE Supplier Participation Scheduled	\$0.00	0.00%				
Total SBE Subcontractor Participation Scheduled	\$0.00	0.00%		\$0.00	0.00%	SBE Total
Total SBE Supplier Participation Scheduled	\$0.00	0.00%				
Total M/W/SBE Participation Scheduled	\$297,867.00	55.99%				


 (Contractor) Project Manager



Cook County
Office of Planning & Policy
69 W Washington
Chicago, IL 60602

Date: September 06, 2017

Sub-Order Total: \$532,044.67

Disclosure of Retained Parties

A. Definitions and Disclosure Requirements

- As used herein, the term "Contractor" means a person or entity who has any contract lease with the County of Cook.
- Pursuant to Executive Order 97-1, every city contract and lease must be accompanied by a disclosure statement providing certain information and attorneys, lobbyists, accountants, consultants, subcontractors, and other persons.
- The Contractor is not required to disclose employees who are paid solely through the Contractor's regular payroll.
- "Lobbyist" means any person (a) who for compensation or on behalf of any person other than himself undertakes to influence any legislative or administrative action, or (b) any part or whose duties as an employee of another includes undertaking to influence any legislative or administrative action.

B. Certification

Contractor hereby certifies as follows:

- This Disclosure relates to the following transaction:
- Project name: 042948.02 Division XVII (Old Cermak Hospital) Demolition - Supplemental R1
- Name of Contractor: Cook County - F.H. Paschan

EACH AND EVERY attorney, lobbyist, accountant, consultant, subcontractor, or other person retained or anticipated to be retained by the Contractor with respect to or in connection with the contract or lease is listed below (attach additional pages if necessary):

Name	BUSINESS ADDRESS	MBE WBE or Non	Relationship (attorney, lobbyist, subcontractor, etc.)	FEE (Indicate whether paid or estimated) \$
Brandenburger Plumbing Inc		MBE	Subcontractor	\$80,359.00 Est.
Horizon Contractors, Inc.		MBE	Subcontractor	\$154,758.00 Est.
Integrated Electrical Services		Non	Subcontractor	\$86,000.00 Est.
Autumn Construction		WBE	Subcontractor	\$82,750.00 Est.

CHECK HERE IF NO SUCH PERSONS HAVE BEEN RETAINED OR ARE ANTICIPATED TO BE RETAINED _____

- The Contractor Understands and agrees that the city may rely on the information provided herein and that providing any false incomplete or inaccurate information shall constitute default under the contract and may result in termination of the contract or lease.
- The Contractor understands and agrees that in any case in which the Contractor is uncertain whether a disclosure is required under the Executive order, the Contractor must either ask the city whether disclosure is required or make the disclosure.

Under the Penalties of perjury, I certify that I am authorized to execute this Disclosure on behalf of the Contractor that the information disclosed herein is true and complete, and that no relevant information has been withheld.

Signature

Date

Anthony Izzi

9/7/17
Vice President


Name (Type or Print)

Title

Subscribed and sworn to before me

this 7th day of September 20 17

Notary Public Signature



Disclosure Statement

MBE/WBE UTILIZATION PLAN - FORM 1

BIDDER/PROPOSER HEREBY STATES that all MBE/WBE firms included in this Plan are certified MBEs/WBEs by at least one of the entities listed in the General Conditions – Section 19.

I. BIDDER/PROPOSER MBE/WBE STATUS: (check the appropriate line)

- Bidder/Proposer is a certified MBE or WBE firm. (If so, attach copy of current Letter of Certification)
- Bidder/Proposer is a Joint Venture and one or more Joint Venture partners are certified MBEs or WBEs. (If so, attach copies of Letter(s) of Certification, a copy of Joint Venture Agreement clearly describing the role of the MBE/WBE firm(s) and its ownership interest in the Joint Venture and a completed Joint Venture Affidavit – available online at www.cookcountyil.gov/contractcompliance)
- Bidder/Proposer is not a certified MBE or WBE firm, nor a Joint Venture with MBE/WBE partners, but will utilize MBE and WBE firms either directly or indirectly in the performance of the Contract. (If so, complete Sections II below and the Letter(s) of Intent – Form 2).

II. Direct Participation of MBE/WBE Firms Indirect Participation of MBE/WBE Firms

NOTE: Where goals have not been achieved through direct participation, Bidder/Proposer shall include documentation outlining efforts to achieve Direct Participation at the time of Bid/Proposal submission. Indirect Participation will only be considered after all efforts to achieve Direct Participation have been exhausted. Only after written documentation of Good Faith Efforts is received will Indirect Participation be considered.

MBEs/WBEs that will perform as subcontractors/suppliers/consultants include the following:

MBE/WBE Firm: Horizon Contractors, Inc.
Address: 1355 W Fulton St. Chicago, IL 60607
E-mail: horizoncontractors@sbcglobal.net
Contact Person: Christine Chung Phone: 312-850-3499
Dollar Amount Participation: \$ 154,758.00
Percent Amount of Participation: 29.09 %
*Letter of Intent attached? Yes No
*Current Letter of Certification attached? Yes No

MBE/WBE Firm: Brandenburger Plumbing, Inc.
Address: 3245 W 111th St. Chicago, IL 60655
E-mail: dboylan@brandenburgerplumbing.com
Contact Person: Dan Boylan Phone: 773-779-8350
Dollar Amount Participation: \$ 60,359.00
Percent Amount of Participation: 11.34 %
*Letter of Intent attached? Yes No
*Current Letter of Certification attached? Yes No

Attach additional sheets as needed.

*** Letter(s) of Intent and current Letters of Certification must be submitted at the time of bid.**

MBE/WBE UTILIZATION PLAN - FORM 1

BIDDER/PROPOSER HEREBY STATES that all MBE/WBE firms included in this Plan are certified MBEs/WBEs by at least one of the entities listed in the General Conditions – Section 19.

I. BIDDER/PROPOSER MBE/WBE STATUS: (check the appropriate line)

- Bidder/Proposer is a certified MBE or WBE firm. (If so, attach copy of current Letter of Certification)
- Bidder/Proposer is a Joint Venture and one or more Joint Venture partners are certified MBEs or WBEs. (If so, attach copies of Letter(s) of Certification, a copy of Joint Venture Agreement clearly describing the role of the MBE/WBE firm(s) and its ownership interest in the Joint Venture and a completed Joint Venture Affidavit – available online at www.cookcountyil.gov/contractcompliance)
- Bidder/Proposer is not a certified MBE or WBE firm, nor a Joint Venture with MBE/WBE partners, but will utilize MBE and WBE firms either directly or indirectly in the performance of the Contract. (If so, complete Sections II below and the Letter(s) of Intent – Form 2).

II. Direct Participation of MBE/WBE Firms Indirect Participation of MBE/WBE Firms

NOTE: Where goals have not been achieved through direct participation, Bidder/Proposer shall include documentation outlining efforts to achieve Direct Participation at the time of Bid/Proposal submission. Indirect Participation will only be considered after all efforts to achieve Direct Participation have been exhausted. Only after written documentation of Good Faith Efforts is received will Indirect Participation be considered.

MBEs/WBEs that will perform as subcontractors/suppliers/consultants include the following:

MBE/WBE Firm: Autumn Construction Services
Address: 449 Eisenhower Lane South, Lombard, IL 60148
E-mail: susan.nelson@autumnconstruction.com
Contact Person: Susan Nelson Phone: 630-207-0072
Dollar Amount Participation: \$ 82,750.00
Percent Amount of Participation: 15.55 %
*Letter of Intent attached? Yes No
*Current Letter of Certification attached? Yes No

MBE/WBE Firm: _____
Address: _____
E-mail: _____
Contact Person: _____ Phone: _____
Dollar Amount Participation: \$ _____
Percent Amount of Participation: _____ %
*Letter of Intent attached? Yes _____ No _____
*Current Letter of Certification attached? Yes _____ No _____

Attach additional sheets as needed.

*** Letter(s) of Intent and current Letters of Certification must be submitted at the time of bid.**

MBE/WBE LETTER OF INTENT - FORM 2

MWBE Firm: HORIZON CONTRACTORS, INC.

Certifying Agency: CITY OF CHICAGO

Contact Person: CHRISTINE CHUNG

Certification Expiration Date: 1/1/18

Address: 712 W. ROOSEVELT ST.

Ethnicity: ASIAN AMERICAN

City/State: CHICAGO, IL Zip: 60609

Bid/Proposal/Contract #: _____

Phone: (312) 850-3010 Fax: (312) 850-3499

FEIN #: 36-4075822

Email: HORIZONCONTRACTORS@SBCGLOBAL.NET

Participation: Direct Indirect

Will the MWBE firm be subcontracting any of the goods or services of this contract to another firm?

No Yes -- Please attach explanation. Proposed Subcontractor(s): _____

The undersigned MWBE is prepared to provide the following Commodities/Services for the above named Project/ Contract: (If more space is needed to fully describe MWBE Firm's proposed scope of work and/or payment schedule, attach additional sheets)

ELECTRICAL WORK PER QUOTE

Indicate the Dollar Amount, Percentage, and the Terms of Payment for the above-described Commodities/ Services:

\$ 154,758.00

THE UNDERSIGNED PARTIES AGREE that this Letter of Intent will become a binding Subcontract Agreement for the above work, conditioned upon (1) the Bidder/Proposer's receipt of a signed contract from the County of Cook; (2) Undersigned Subcontractor remaining compliant with all relevant credentials, codes, ordinances and statutes required by Contractor, Cook County, and the State to participate as a MBE/WBE firm for the above work. The Undersigned Parties do also certify that they did not affix their signatures to this document until all areas under Description of Services/ Supply and Fee/Cost were completed.

Signature (MWBE)

CHRISTINE CHUNG

Print Name

HORIZON CONTRACTORS, INC.

Firm Name

Date

7/26/17

Subscribed and sworn before me

this 26th day of July, 20 17

Notary Public

Delia Castillo

Signature (Prime Bidder/Proposer)

Anthony Izzi

Print Name

F.H. Paschen

Firm Name

Date


7/28/17

Subscribed and sworn before me

this 28th day of July, 20 17

Notary Public

Dawn L Caporale





DEPARTMENT OF PROCUREMENT SERVICES

CITY OF CHICAGO

MAY 07 2015

MAY 07 2015

Ms. Christine Chung-Hurley
Horizon Contractors, Inc.
712 West Root Street
Chicago, IL 60609

Dear Ms. Chung-Hurley:

We are pleased to inform you that Horizon Contractors, Inc., has been recertified as a Minority Business Enterprise ("MBE") and Women Business Enterprise ("WBE") by the City of Chicago ("City"). This MBE/WBE certification is valid until 1/1/2018; however your firm's certification must be revalidated annually. In the past the City has provided you with an annual letter confirming your certification; such letters will no longer be issued. As a consequence, we require you to be even more diligent in filing your annual No-Change Affidavit 60 days before your annual anniversary date.

It is now your responsibility to check the City's certification directory and verify your certification status. As a condition of continued certification during the five year period stated above, you must file an annual No-Change Affidavit. Your firm's annual No-Change Affidavit is due by 1/1/2015, 1/1/2016, and 1/1/2017. Please remember, you have an affirmative duty to file your No-Change Affidavit 60 days prior to the date of expiration. Failure to file your annual No-Change Affidavit may result in the suspension or rescission of your certification.

Your firm's five year certification will expire on 1/1/2018. You have an affirmative duty to file for recertification 60 days prior to the date of the five year anniversary date. Therefore, you must file for recertification by 11/1/2017.

It is important to note that you also have an ongoing affirmative duty to notify the City of any changes in ownership or control of your firm, or any other fact affecting your firm's eligibility for certification within 10 days of such change. These changes may include but are not limited to a change of address, change of business structure, change in ownership or ownership structure, change of business operations, gross receipts and or personal net worth that exceed the program threshold. Failure to provide the City with timely notice of such changes may result in the suspension or rescission of your certification. In addition, you may be liable for civil penalties under Chapter 1-22, "False Claims", of the Municipal Code of Chicago.

Please note – you shall be deemed to have had your certification lapse and will be ineligible to participate as a MBE/WBE if you fail to:

- File your annual No-Change Affidavit within the required time period;
- Provide financial or other records requested pursuant to an audit within the required time period;

121 NORTH LASALLE STREET, ROOM 806, CHICAGO, ILLINOIS 60602

- Notify the City of any changes affecting your firm's certification within 10 days of such change; or
- File your recertification within the required time period.

Please be reminded of your contractual obligation to cooperate with the City with respect to any reviews, audits or investigation of its contracts and affirmative action programs. We strongly encourage you to assist us in maintaining the integrity of our programs by reporting instances or suspicions of fraud or abuse to the City's Inspector General at chicagoinspectorgeneral.org, or 866-IG-TIPLINE (866-448-4764).

Be advised that if you or your firm is found to be involved in certification, bidding and/or contractual fraud or abuse, the City will pursue decertification and debarment. In addition to any other penalty imposed by law, any person who knowingly obtains, or knowingly assists another in obtaining a contract with the City by falsely representing the individual or entity, or the individual or entity assisted is guilty of a misdemeanor, punishable by incarceration in the county jail for a period not to exceed six months, or a fine of not less than \$5,000 and not more than \$10,000 or both.

Your firm's name will be listed in the City's Directory of Minority and Women-Owned Business Enterprises in the specialty area(s) of:

NAICS Code(s):
238210 – Electrical Contractors

Your firm's participation on City contracts will be credited only toward Minority Business Enterprise and Women Business Enterprise goals in your area(s) specialty. While your participation on City contracts is not limited to your area of specialty, credit toward goals will be given only for work that is self-performed and providing a commercially useful function that is done in the approved specialty category.

Thank you for your interest in the City's Minority and Women-Owned Business Enterprise (MBE/WBE) Program.

Sincerely,



Jamie L. Rhee
Chief Procurement Officer

JLR/ab

MBE/WBE LETTER OF INTENT - FORM 2

M/WBE Firm: Autumn Construction Services, Inc.

Certifying Agency: City of Chicago

Contact Person: Susan Nelson

Certification Expiration Date: 10/15/17

Address: 449 Eisenhower Lane South

Ethnicity: caucasian

City/State: Lombard, IL Zip: 60148

Bld/Proposal/Contract #: _____

Phone: 630-588-9585 Fax: 630-588-9586

FEIN #: 36-4035882

Email: susan.nelson@autumnconstruction.com

Participation: Direct Indirect

Will the M/WBE firm be subcontracting any of the goods or services of this contract to another firm?

No Yes - Please attach explanation. Proposed Subcontractor(s): Blackhawk HVAC, Inc.

The undersigned M/WBE is prepared to provide the following Commodities/Services for the above named Project/ Contract: (If more space is needed to fully describe M/WBE Firm's proposed scope of work and/or payment schedule, attach additional sheets)

Autumn will perform mechanical piping work, Blackhawk will perform sheet metal work

Indicate the Dollar Amount, Percentage, and the Terms of Payment for the above-described Commodities/ Services:

\$82,750.00

THE UNDERSIGNED PARTIES AGREE that this Letter of Intent will become a binding Subcontract Agreement for the above work, conditioned upon (1) the Bidder/Proposer's receipt of a signed contract from the County of Cook; (2) Undersigned Subcontractor remaining compliant with all relevant credentials, codes, ordinances and statutes required by Contractor, Cook County, and the State to participate as a MBE/WBE firm for the above work. The Undersigned Parties do also certify that they did not affix their signatures to this document until all areas under Description of Service/ Supply and Fee/Coat were completed.

Susan Nelson
Signature (M/WBE)

[Signature]
Signature (Prime Bidder/Proposer)

Susan Nelson
Print Name

Anthony Izzzi
Print Name

Autumn Construction Services, Inc.
Firm Name

FH Paschen
Firm Name

09-06-2017
Date

9/7/17
Date

Subscribed and sworn before me
this 6th day of September, 2017.

Subscribed and sworn before me
this 7th day of September, 2017.

Notary Public
[Signature]
LAURA L. SCHMIDT
NOTARY PUBLIC - STATE OF ILLINOIS
MY COMMISSION EXPIRES 01/27/19
SEAL

Notary Public
[Signature]

SEAL OFFICIAL SEAL
ALLISON E. SHRAGAL
NOTARY PUBLIC - STATE OF ILLINOIS
MY COMMISSION EXPIRES 06/23/20



DEPARTMENT OF PROCUREMENT SERVICES
CITY OF CHICAGO

NOV 3 0 2646

Susan Nelson
Autumn Construction Services, Inc.
449 Eisenhower Lane South
Lombard, IL 60148

Dear Susan Nelson:

REVISED

We are pleased to inform you that Autumn Construction Services, Inc. is certified as a Women-Owned Business Enterprise ("WBE") by the City of Chicago ("City"). This WBE certification is valid until 10/15/2017; however your firm's certification must be revalidated annually. In the past the City has provided you with an annual letter confirming your certification; such letters will no longer be issued. As a consequence, we require you to be even more diligent in filing your Annual No-Change Affidavit 60 days before your annual anniversary date.

It is now your responsibility to check the City's certification directory and verify your certification status. As a condition of continued certification during the five year period stated above, you must file an annual No-Change Affidavit. Your firm's annual No-Change Affidavit is due by 10/15/2017. Please remember, you have an affirmative duty to file your No-Change Affidavit 60 days prior to the date of expiration. Failure to file your annual No-Change Affidavit may result in the suspension or rescission of your certification.

Your firm's five year certification will expire on 8/15/2017. You have an affirmative duty to file for recertification 60 days prior to the date of the five year anniversary date. Therefore, you must file for recertification by 10/15/2017.

It is important to note that you also have an ongoing affirmative duty to notify the City of any changes in ownership or control of your firm, or any other fact affecting your firm's eligibility for certification within 10 days of such change. These changes may include but are not limited to a change of address, change of business structure, change in ownership or ownership structure, change of business operations, gross receipts and or personal net worth that exceed the program threshold. Failure to provide the City with timely notice of such changes may result in the suspension or rescission of your certification. In addition, you may be liable for civil penalties under Chapter 1-22, "False Claims", of the Municipal Code of Chicago.

121 NORTH LASALLE STREET, ROOM 806, CHICAGO ILLINOIS 60602

CW

Please note – you shall be deemed to have had your certification lapse and will be ineligible to participate as a WBE if you fail to:

- File your annual No-Change Affidavit within the required time period;
- Provide financial or other records requested pursuant to an audit within the required time period;
- Notify the City of any changes affecting your firm's certification within 10 days of such change; or
- File your recertification within the required time period.

Please be reminded of your contractual obligation to cooperate with the City with respect to any reviews, audits or investigation of its contracts and affirmative action programs. We strongly encourage you to assist us in maintaining the integrity of our programs by reporting instances or suspicions of fraud or abuse to the City's Inspector General at chicagoinspectorgeneral.org, or 866-IG-TIPLINE (866-448-4754).

Be advised that if you or your firm is found to be involved in certification, bidding and/or contractual fraud or abuse, the City will pursue decertification and debarment. In addition to any other penalty imposed by law, any person who knowingly obtains, or knowingly assists another in obtaining a contract with the City by falsely representing the individual or entity, or the individual or entity assisted is guilty of a misdemeanor, punishable by incarceration in the county jail for a period not to exceed six months, or a fine of not less than \$5,000 and not more than \$10,000 or both.

Your firm's name will be listed in the City's Directory of Minority and Women-Owned Business Enterprises in the specialty area(s) of:


NAICS Code(s):

- 238220 – Construction Management, Commercial and Institutional Building
- 238220 – Mechanical Contractors
- 541330 – Engineering Design Services
- 541620 – Environmental Consulting Services

Your firm's participation on City contracts will be credited only toward Women-Owned Business Enterprise goals in your area(s) specialty. While your participation on City contracts is not limited to your area of specialty, credit toward goals will be given only for work that is self-performed and providing a commercially useful function that is done in the approved specialty category.

Thank you for your interest in the City's Minority and Women-Owned Business Enterprise (MBEWBE) Program.

Sincerely,



Rich Butler
First Deputy Procurement Officer
RB/do



DEPARTMENT OF PROCUREMENT SERVICES

CITY OF CHICAGO

October 4, 2017

Susan Nelson
Autumn Construction Services, Inc.
449 Eisenhower Lane South
Lombard, IL 60148
E-mail: susan.nelson@autumnconstruction.com

Dear Susan Nelson:


This letter is to inform you that the City of Chicago has extended your status as a **Women-Owned Business Enterprise (WBE) until December 4, 2017**. We are providing this extension to allow enough time for you to provide any additional documentation that your application may be missing and/or for our office to complete our review of all of the submitted documents.

This extension does not guarantee eligibility in the program but will act as a courtesy extension until processing has been completed.

Please present this letter and a copy of your last certification letter as evidence of your certification with bid document submittals as needed.

If you have any questions, please feel free to contact our office at (312) 744-4900.

Sincerely,


George Coleman Jr.
Deputy Procurement Officer

GC/ll

MBE/WBE LETTER OF INTENT - FORM 2

M/WBE Firm: Brandenburger Plumbing, Inc
Contact Person: Dan Boylan
Address: 3245 W. 111th Street
Chicago, IL 60655
City/State: Chicago, IL Zip: 60655
Phone: (773) 779-8350 Fax: (773) 779-8354
Email: dboylan@brandenburgerplumbing.com

Certifying Agency: City of Chicago
Certification Expiration Date: 12-1-17
Ethnicity: Hispanic
Bid/Proposal/Contract #: _____
FEIN #: 383716859

Participation: Direct Indirect

Will the M/WBE firm be subcontracting any of the goods or services of this contract to another firm?
 No Yes - Please attach explanation. Proposed Subcontractor(s): Hard Rock Concrete Cutters, Inc

The undersigned M/WBE is prepared to provide the following Commodities/Services for the above named Project/ Contract: (if more space is needed to fully describe M/WBE Firm's proposed scope of work and/or payment schedule, attach additional sheets)
Provide coring and installation of new roof drains downspouts and drain tile, install new ejector pumps

Indicate the Dollar Amount, Percentage, and the Terms of Payment for the above-described Commodities/ Services:
(\$80,359.00)

THE UNDERSIGNED PARTIES AGREE that this Letter of Intent will become a binding Subcontract Agreement for the above work, conditioned upon (1) the Bidder/Proposer's receipt of a signed contract from the County of Cook; (2) Undersigned Subcontractor remaining compliant with all relevant credentials, codes, ordinances and statutes required by Contractor, Cook County, and the State to participate as a MBE/WBE firm for the above work. The Undersigned Parties do also certify that they did not affix their signatures to this document until all areas under Description of Service/ Supply and Fee/Cost were completed.

Signature (M/WBE) _____
Keith R. Brandenburger
Print Name
Brandenburger Plumbing, Inc
Firm Name
7/26/17
Date

Signature (Prime Bidder/Proposer) _____
Anthony Izzi
Print Name
FH Paschen
Firm Name
7/28/17
Date

Subscribed and sworn before me
this _____ day of _____, 20____
Notary Public _____

Subscribed and sworn before me
this 28th day of July, 2017
Notary Public _____

SEAL

SEAL



BRANDENBURGER PLUMBING, INC.

3245 W. 111th Street

Chicago, IL 60655

Office (773)779-8350

Fax (773)779-8354

bpi@brandenburgerplumbing.com

Certified MBE/DBE

Cook County - DOC Division 17

Brandenburger Plumbing, Inc. Non-MBE/WBE Participants

Coring –

Hard Rock Concrete Cutters, Inc.

601 Chaddick Drive

Wheeling, IL 60090



DEPARTMENT OF PROCUREMENT SERVICES

CITY OF CHICAGO

NOV 17 2014

Keith Brandenburger
Brandenburger Plumbing Inc.
3245 W. 111th St.
Chicago IL 60655

Dear Keith Brandenburger:

We are pleased to inform you that **Brandenburger Plumbing Inc.**, has been recertified as a **Minority-Owned Business Enterprise ("MBE")**, by the City of Chicago ("City"). This **MBE** certification is valid until **12/01/2019**; however your firm's certification must be revalidated annually. In the past the City has provided you with an annual letter confirming your certification; such letters will no longer be issued. As a consequence, we require you to be even more diligent in filing your **annual No-Change Affidavit 60 days** before your annual anniversary date.

It is now your responsibility to check the City's certification directory and verify your certification status. As a condition of continued certification during the five year period stated above, you must file an annual No-Change Affidavit. Your firm's **annual No-Change Affidavit** is due by **12/01/2015, 12/01/2016, 12/01/2017, and 12/01/2018**. Please remember, you have an affirmative duty to file your **No-Change Affidavit 60 days** prior to the date of expiration. Failure to file your annual No-Change Affidavit may result in the suspension or rescission of your certification.

Your firm's five year certification will expire on **12/01/2019**. You have an affirmative duty to file for recertification **60 days** prior to the date of the five year anniversary date. Therefore, you must file for recertification by **10/01/2019**.

It is important to note that you also have an ongoing affirmative duty to notify the City of any changes in ownership or control of your firm, or any other fact affecting your firm's eligibility for certification **within 10 days** of such change. These changes may include but are not limited to a change of address, change of business structure, change in ownership or ownership structure, change of business operations, gross receipts and or personal net worth that exceed the program threshold. Failure to provide the City with timely notice of such changes may result in the suspension or rescission of your certification. In addition, you may be liable for civil penalties under Chapter 1-22, "False Claims", of the Municipal Code of Chicago.

Please note – you shall be deemed to have had your certification lapse and will be ineligible to participate as a MBE if you fail to:

- File your annual No-Change Affidavit within the required time period;
- Provide financial or other records requested pursuant to an audit within the required time period;
- Notify the City of any changes affecting your firm's certification within 10 days of such change; or
- File your recertification within the required time period.

Please be reminded of your contractual obligation to cooperate with the City with respect to any reviews, audits or investigation of its contracts and affirmative action programs. We strongly encourage you to assist us in maintaining the integrity of our programs by reporting instances or suspicions of fraud or abuse to the City's Inspector General at chicagoinspectorgeneral.org, or 866-IG-TIPLINE (866-448-4754).

Be advised that if you or your firm is found to be involved in certification, bidding and/or contractual fraud or abuse, the City will pursue decertification and debarment. In addition to any other penalty imposed by law, any person who knowingly obtains, or knowingly assists another in obtaining a contract with the City by falsely representing the individual or entity, or the individual or entity assisted is guilty of a misdemeanor, punishable by incarceration in the county jail for a period not to exceed six months, or a fine of not less than \$5,000 and not more than \$10,000 or both.


Your firm's name will be listed in the City's Directory of Minority and Women-Owned Business Enterprises in the specialty area(s) of:

NAICS Code(s):
238210 – Plumbing Contractors

Your firm's participation on City contracts will be credited only toward **Minority-Owned Business Enterprise** goals in your area(s) specialty. While your participation on City contracts is not limited to your area of specialty, credit toward goals will be given only for work that is self-performed and providing a commercially useful function that is done in the approved specialty category.

Thank you for your interest in the City's Minority and Women-Owned Business Enterprise (MBE/WBE) Program.

Sincerely,



Jamie L. Rhee
Chief Procurement Officer
JLR/whm

Contract #: 1555-14475-GC1

Job Order #: 042948.02

**Cook County
Office of the Chief Procurement Officer
Identification of Subcontractor/Supplier/Subconsultant Form**

OCPO ONLY:	
<input type="checkbox"/>	Disqualification
<input checked="" type="checkbox"/>	Check Complete

The Bidder/Proposer/Respondent ("the Contractor") will fully complete and execute and submit an Identification of Subcontractor/Supplier/Subconsultant Form ("ISF") with each Bid, Request for Proposal, and Request for Qualification. **The Contractor must complete the ISF for each Subcontractor, Supplier or Subconsultant which shall be used on the Contract.** In the event that there are any changes in the utilization of Subcontractors, Suppliers or Subconsultants, the Contractor must file an updated ISF.

Bid/RFP/RFQ No.: 1555-14475-GC1	Date: 9/6/2017
Total Bid or Proposal Amount: \$532,044.67	Contract Title: Division 17 Demolition
Contractor: F.H. Paschen	Subcontractor/Supplier/ Subconsultant to be added or substitute: Autumn Construction
Authorized Contact for Contractor: Frank Nelson	Authorized Contact for Subcontractor/Supplier/ Subconsultant: Susan Nelson
Email Address (Contractor): fnelson@fhpaschen.com	Email Address (Subcontractor): susan.nelson@autumnconstruction.com
Company Address (Contractor): 5515 N. East River Road	Company Address (Subcontractor): 449 Eisenhower Lane South
City, State and Zip (Contractor): Chicago, IL 60658	City, State and Zip (Subcontractor): Lombard, IL 60148
Telephone and Fax (Contractor): 773-444-3474	Telephone and Fax (Subcontractor): 630-207-0072
Estimated Start and Completion Dates (Contractor):	Estimated Start and Completion Dates (Subcontractor):

Note: Upon request, a copy of all written subcontractor agreements must be provided to the OCPO.

Description of Services or Supplies	Total Price of Subcontract for Services or Supplies
Mechanical Work	\$82,750.00

The subcontract documents will incorporate all requirements of the Contract awarded to the Contractor as applicable. The subcontract will in no way hinder the Subcontractor/Supplier/Subconsultant from maintaining its progress on any other contract on which it is either a Subcontractor/Supplier/Subconsultant or principal contractor. This disclosure is made with the understanding that the Contractor is not under any circumstances relieved of its abilities and obligations, and is responsible for the organization, performance, and quality of work. **This form does not approve any proposed changes, revisions or modifications to the contract approved MBE/WBE Utilization Plan. Any changes to the contract's approved MBE/WBE/Utilization Plan must be submitted to the Office of the Contract Compliance.**

F.H. Paschen

Contractor

Jacob Kleiman

Name

Assistant Project Manager

Title

Jacob Kleiman

Prime Contractor Signature

09.06.2017

Date

Contract #: 1555-14475-GC1

Job Order #: 042948.02

**Cook County
Office of the Chief Procurement Officer
Identification of Subcontractor/Supplier/Subconsultant Form**

OCPO ONLY:	
<input checked="" type="checkbox"/>	Disqualification Check Complete

The Bidder/Proposer/Respondent ("the Contractor") will fully complete and execute and submit an Identification of Subcontractor/Supplier/Subconsultant Form ("ISF") with each Bid, Request for Proposal, and Request for Qualification. **The Contractor must complete the ISF for each Subcontractor, Supplier or Subconsultant which shall be used on the Contract.** In the event that there are any changes in the utilization of Subcontractors, Suppliers or Subconsultants, the Contractor must file an updated ISF.


Bid/RFP/RFQ No.: 1555-14475-GC1	Date: 9/6/2017
Total Bid or Proposal Amount: \$532,044.67	Contract Title: DOC Division 17
Contractor: F.H. Paschen, S.N. Nielsen	Subcontractor/Supplier/ Subconsultant to be added or substitute: Brandenburger Plumbing, Inc.
Authorized Contact for Contractor: Frank Nelson	Authorized Contact for Subcontractor/Supplier/ Subconsultant: Keith R. Brandenburger
Email Address (Contractor): fnelson@fhpaschen.com	Email Address (Subcontractor): keithb@brandenburgerplumbing.com
Company Address (Contractor): 5515 N. East River Road	Company Address (Subcontractor): 3245 W. 111th Street
City, State and Zip (Contractor): Chicago, IL 60656	City, State and Zip (Subcontractor): Chicago, IL 60655
Telephone and Fax (Contractor): 773-444-3474 and 773-714-0957	Telephone and Fax (Subcontractor): 773-779-8350 and 773-779-8354
Estimated Start and Completion Dates (Contractor):	Estimated Start and Completion Dates (Subcontractor):

Note: Upon request, a copy of all written subcontractor agreements must be provided to the OCPO.

<u>Description of Services or Supplies</u>	<u>Total Price of Subcontract for Services or Supplies</u>
Plumbing Work	\$60,359.00

The subcontract documents will incorporate all requirements of the Contract awarded to the Contractor as applicable. The subcontract will in no way hinder the Subcontractor/Supplier/Subconsultant from maintaining its progress on any other contract on which it is either a Subcontractor/Supplier/Subconsultant or principal contractor. This disclosure is made with the understanding that the Contractor is not under any circumstances relieved of its abilities and obligations, and is responsible for the organization, performance, and quality of work. **This form does not approve any proposed changes, revisions or modifications to the contract approved MBE/WBE Utilization Plan. Any changes to the contract's approved MBE/WBE/Utilization Plan must be submitted to the Office of the Contract Compliance.**

F.H. Paschen, S.N. Nielsen

Contractor
Jacob Kleiman
Name
Assistant Project Manager
Title

Prime Contractor Signature
09.06.2017
Date

Contract #: 1555-14475-GC1

Job Order #: 042948.02

**Cook County
Office of the Chief Procurement Officer
Identification of Subcontractor/Supplier/Subconsultant Form**

OCPO ONLY:	
<input type="checkbox"/>	Disqualification
<input checked="" type="checkbox"/>	Check Complete

The Bidder/Proposer/Respondent ("the Contractor") will fully complete and execute and submit an Identification of Subcontractor/Supplier/Subconsultant Form ("ISF") with each Bid, Request for Proposal, and Request for Qualification. **The Contractor must complete the ISF for each Subcontractor, Supplier or Subconsultant which shall be used on the Contract.** In the event that there are any changes in the utilization of Subcontractors, Suppliers or Subconsultants, the Contractor must file an updated ISF.

Bid/RFP/RFQ No.: 1555-14475-GC1	Date: 9/6/2017
Total Bid or Proposal Amount: \$532,044.67	Contract Title: DOC Division 17
Contractor: F.H. Paschen, S.N. Nielsen	Subcontractor/Supplier/ Subconsultant to be added or substitute: Horizon Contractors, Inc.
Authorized Contact for Contractor: Frank Nelson	Authorized Contact for Subcontractor/Supplier/ Subconsultant: Christine Chung
Email Address (Contractor): fnelson@fhpaschen.com	Email Address (Subcontractor): horizoncontractors@sbcglobal.net
Company Address (Contractor): 5515 N. East River Road	Company Address (Subcontractor): 1355 W. Fulton Ave.
City, State and Zip (Contractor): Chicago, IL 60656	City, State and Zip (Subcontractor): Chicago, IL 60607
Telephone and Fax (Contractor): 773-444-3474 and 773-714-0957	Telephone and Fax (Subcontractor): 312-850-3010 and 312-850-3499
Estimated Start and Completion Dates (Contractor):	Estimated Start and Completion Dates (Subcontractor):

Note: Upon request, a copy of all written subcontractor agreements must be provided to the OCPO.

<u>Description of Services or Supplies</u>	<u>Total Price of Subcontract for Services or Supplies</u>
Electrical Work	\$154,758.00

The subcontract documents will incorporate all requirements of the Contract awarded to the Contractor as applicable. The subcontract will in no way hinder the Subcontractor/Supplier/Subconsultant from maintaining its progress on any other contract on which it is either a Subcontractor/Supplier/Subconsultant or principal contractor. This disclosure is made with the understanding that the Contractor is not under any circumstances relieved of its abilities and obligations, and is responsible for the organization, performance, and quality of work. **This form does not approve any proposed changes, revisions or modifications to the contract approved MBE/WBE Utilization Plan. Any changes to the contract's approved MBE/WBE/Utilization Plan must be submitted to the Office of the Contract Compliance.**

F.H. Paschen, S.N. Nielsen

Contractor

Jacob Kleiman

Name

Assistant Project Manager

Title

Jacob Kleiman

Prime Contractor Signature

09.06.2017

Date

Contract #: 1555-14475-GC1

Job Order #: 042948.02

**Cook County
Office of the Chief Procurement Officer
Identification of Subcontractor/Supplier/Subconsultant Form**

OCPO ONLY:	
<input type="checkbox"/>	Disqualification
<input checked="" type="checkbox"/>	Check Complete

The Bidder/Proposer/Respondent ("the Contractor") will fully complete and execute and submit an Identification of Subcontractor/Supplier/Subconsultant Form ("ISF") with each Bid, Request for Proposal, and Request for Qualification. **The Contractor must complete the ISF for each Subcontractor, Supplier or Subconsultant which shall be used on the Contract.** In the event that there are any changes in the utilization of Subcontractors, Suppliers or Subconsultants, the Contractor must file an updated ISF.

Bid/RFP/RFQ No.: 1555-14475-GC1	Date: 9/6/2017
Total Bid or Proposal Amount: \$532,044.87	Contract Title: DOC Division 17
Contractor: F.H. Paschen, S.N. Nielsen	Subcontractor/Supplier/ Subconsultant to be added or substitute: Integrated Electrical Services
Authorized Contact for Contractor: Frank Nelson	Authorized Contact for Subcontractor/Supplier/ Subconsultant: Jason Van Beveren
Email Address (Contractor): fnelson@fhpaschen.com	Email Address (Subcontractor): jvanbeveren@integratedes.com
Company Address (Contractor): 5515 N. East River Road	Company Address (Subcontractor): 12821 S. Laramie Ave.
City, State and Zip (Contractor): Chicago, IL 60656	City, State and Zip (Subcontractor): Alsip, IL 60803
Telephone and Fax (Contractor): 773-444-3474 and 773-714-0957	Telephone and Fax (Subcontractor): 708-839-9424
Estimated Start and Completion Dates (Contractor):	Estimated Start and Completion Dates (Subcontractor):

Note: Upon request, a copy of all written subcontractor agreements must be provided to the OCPO.

<u>Description of Services or Supplies</u>	<u>Total Price of Subcontract for Services or Supplies</u>
Electrical Work	\$86,000.00

The subcontract documents will incorporate all requirements of the Contract awarded to the Contractor as applicable. The subcontract will in no way hinder the Subcontractor/Supplier/Subconsultant from maintaining its progress on any other contract on which it is either a Subcontractor/Supplier/Subconsultant or principal contractor. This disclosure is made with the understanding that the Contractor is not under any circumstances relieved of its abilities and obligations, and is responsible for the organization, performance, and quality of work. **This form does not approve any proposed changes, revisions or modifications to the contract approved MBE/WBE Utilization Plan. Any changes to the contract's approved MBE/WBE/Utilization Plan must be submitted to the Office of the Contract Compliance.**

F.H. Paschen, S.N. Nielsen

Contractor

Jacob Kleiman

Name


Assistant Project Manager

Title


Prime Contractor Signature

09.06.2017

Date



Existing Concrete Slab

Existing Tunnel

